

GUIDELINES

Update of the European Society of Anaesthesiology and Intensive Care Medicine evidence-based and consensus-based guideline on postoperative delirium in adult patients

César Aldecoa, Gabriella Bettelli, Federico Bilotta, Robert D. Sanders, Paola Aceto, Riccardo Audisio, Antonio Cherubini, Colm Cunningham, Wojciech Dabrowski, Ali Forookhi, Nicola Gitti, Kaisa Immonen, Henrik Kehlet, Susanne Koch, Katarzyna Kotfis, Nicola Latronico, Alasdair M.J. MacLulich, Lior Mevorach, Anika Mueller, Bruno Neuner, Simone Piva, Finn Radtke, Annika Reintam Blaser, Stefania Renzi, Stefano Romagnoli, Maria Schubert, Arjen J.C. Slooter, Concezione Tommasino, Lisa Vasiljewa, Bjoern Weiss, Fatima Yuerek and Claudia D. Spies

Postoperative delirium (POD) remains a common, dangerous and resource-consuming adverse event but is often preventable. The whole peri-operative team can play a key role in its management. This update to the 2017 ESAIC Guideline on the prevention of POD is evidence-based and consensus-based and considers the literature between 01 April 2015, and 28 February 2022. The search terms of the broad literature search were identical to those used in the first version of the guideline published in 2017. POD was defined in accordance with the DSM-5 criteria. POD had to be measured with a validated POD screening tool, at least once per day for at least 3 days starting in the recovery room or postanaesthesia care unit on the day of surgery or, at latest,

on postoperative day 1. Recent literature confirmed the pathogenic role of surgery-induced inflammation, and this concept reinforces the positive role of multicomponent strategies aimed to reduce the surgical stress response. Although some putative precipitating risk factors are not modifiable (length of surgery, surgical site), others (such as depth of anaesthesia, appropriate analgesia and haemodynamic stability) are under the control of the anaesthesiologists. Multicomponent preoperative, intra-operative and postoperative preventive measures showed potential to reduce the incidence and duration of POD, confirming the pivotal role of a comprehensive and team-based approach to improve patients' clinical and functional status.

From the Department of Anaesthesia and Postoperative Critical Care, Hospital Universitario Rio Hortega, Valladolid, Spain (CA), Department of Biomedical Studies, University of the Republic of San Marino, San Marino (GB), Department of Anesthesiology, Critical Care and Pain Medicine, 'Sapienza' University of Rome, Rome, Italy (FB, AF, LM), Specialty of Anaesthetics & NHMRC Clinical Trials Centre, University of Sydney & Department of Anaesthetics and Institute of Academic Surgery, Royal Prince Alfred Hospital (RDS), Department of Anesthesiology and Intensive Care Medicine, Charité-Universitätsmedizin Berlin, Corporate Member of Freie Universität Berlin, and Humboldt Universität zu Berlin, Campus Charité Mitte, and Campus Virchow Klinikum (CDS, SK, AM, BN, LV, BW, FY), Dipartimento di Scienze dell'Emergenza, Anestesiologiche e della Rianimazione, Fondazione Policlinico Universitario A. Gemelli IRCCS, Rome, Italy (PA), Dipartimento di Scienze Biotechnologiche di Base, Cliniche Intensivologiche e Perioperatorie, Università Cattolica del Sacro Cuore, Rome, Italy (PA), Department of Surgery, Institute of Clinical Sciences, Sahlgrenska University Hospital, Göteborg, Sweden (RA), Geriatria, Accettazione Geriatrica e Centro di ricerca per l'invecchiamento, IRCCS INRCA, Ancona, Italy (AC), School of Biochemistry and Immunology and Trinity College Institute of Neuroscience, Trinity College, Dublin, Ireland (CC), First Department of Anaesthesiology and Intensive Care Medical University of Lublin, Poland (WD), Research Unit of Nursing Science and Health Management, University of Oulu, Oulu, Finland (KI), Section of Surgical Pathophysiology, Copenhagen University Hospital, Rigshospitalet, Copenhagen, Denmark (HK), Department of Anesthesiology, Intensive Therapy and Acute Intoxications, Pomeranian Medical University in Szczecin, Poland (KK), Department of Medical and Surgical Specialties, Radiological Sciences and Public Health, University of Brescia (NG, NL, SP, SR), Department of Anesthesia, Critical Care and Emergency, Spedali Civili University Hospital, Brescia, Italy (NL, SP), Edinburgh Delirium Research Group, Ageing and Health, Usher Institute, University of Edinburgh, Edinburgh, United Kingdom (AMJM), Department of Anaesthesia and Intensive Care, Nykoebing Hospital; University of Southern Denmark, SDU (SK, FR), Department of Anaesthesiology and Intensive Care, University of Tartu, Tartu, Estonia (ARB), Center for Intensive Care Medicine, Luzerner Kantonsspital, Lucerne, Switzerland (ARB), Department of Health Science, Section of Anesthesiology, University of Florence (SR), Department of Anaesthesia and Critical Care, Azienda Ospedaliero-Universitaria Careggi, Florence, Italy (SR), School of Health Sciences, Institute of Nursing, ZHAW Zurich University of Applied Science, Winterthur, Switzerland (MS), Departments of Psychiatry and Intensive Care Medicine, UMC Utrecht Brain Center, University Medical Center Utrecht, Utrecht University, Utrecht, the Netherlands (AJCS), Department of Neurology, UZ Brussel and Vrije Universiteit Brussel, Brussels, Belgium (AJCS) and Dental Anesthesia and Intensive Care Unit, Polo Universitario Ospedale San Paolo, Department of Biomedical, Surgical and Odontoiatric Sciences, University of Milano, Milan, Italy (CT)

Correspondence to Claudia D. Spies, MD, Charité - Universitätsmedizin Berlin, Corporate Member of Freie Universität Berlin, and Humboldt Universität zu Berlin, Department of Anesthesiology and Intensive Care Medicine, Campus Charité Mitte and Campus Virchow Klinikum, Charitéplatz 1, D-10117 Berlin, Germany. Tel: +49 30 450 531 012; fax: +49 30 450 531 911; e-mail: claudia.spies@charite.de

Introduction

Postoperative delirium (POD) is widely accepted as a topic of important medical and public health relevance. It not only impacts on the health, the well being and the life perspective of those who experience this adverse postoperative complication, but it often has severe consequences for the families, the healthcare system and the society as a whole. In recent years, awareness of its pathophysiological pathways, its clinical manifestations and its prevention has increased. POD develops when anaesthesia-related and surgery-related precipitating factors interact with a patient's predisposing vulnerability to delirium. Because of this, assessing the preoperative physical, cognitive, mental and social status of a patient scheduled for surgery is essential to quantify a patient's overall risk for POD and to tailor the optimal preoperative, intra-operative and postoperative treatment.

The aim of this updated guideline on the prevention and management of POD was to summarise the evidence in adults published since the end of the last literature search in March 2015.¹ The suggestions and recommendations on the prevention and treatment and – if required – aftercare of POD are based on those of the first version of the guideline and on the new evidence.

Because of the large amount of new literature, the working group split up into six subgroups.

General methods

General approach for all working groups

The current broad literature search followed the same search strategy as outlined in the previous version of the guideline.¹ The new literature search encompassed the periods from 01 April 2015, until 30 November 2020 (search 1) and from 01 December 2020 until 28 February 2022 (search 2).

Identical search terms as for the previous version of this guideline were used¹:

(delirium OR confusion OR confusion* OR disorientation OR bewilderment) AND (postoperative OR postoperative period OR postoperative period* OR postsurgical OR postsurgical OR anaesthesia recovery period OR anaesthesia recovery period* OR post anaesthesia).

The 2291 (search 1) and 979 (search 2) references retrieved were screened using the following exclusion criteria ('screening step 1'):

case reports, case series reports, comments, letters to the editor, editorials, errata, replies, study protocols, non-English publications, studies in paediatric patients or in patients less than 18 years, POD outcome not clearly defined, nonsurgical patients, or mixed surgical and nonsurgical patients with no separate presentation of surgical patients results, POD summarised among other postoperative complications such as 'neurological

complications' or combinations of POD with postoperative cognitive dysfunction (POCD).

Altogether 1243 + 525 references were assigned to the six working groups (see Figs. 1 and 2 and the algorithm for the assignment in Supplement Table S1, <http://links.lww.com/EJA/A851> and Supplement Figure S1, <http://links.lww.com/EJA/A851>).

Definition of POD: For recommendations and suggestions, the Task Force and the Advisory Board agreed to include as underlying evidence, solely studies which used a validated POD screening tool (see Supplement Table S2, <http://links.lww.com/EJA/A851>), at least once per day (preferably two or three times per day) for at least 3 days, starting in the recovery room or in the PACU on the day of surgery or latest on postoperative day 1. It was further agreed that even when systematic reviews and meta-analyses existed, single studies in these already published systematic reviews and meta-analyses had to be screened again for the above-mentioned POD inclusion criteria. Single studies fulfilling the above-mentioned POD definition were used for the update of this guideline. This criterion was required for all kinds of studies including observational studies.

The detailed literature reviews and eventual specific literature searches of the six working groups are listed in the Supplement, <http://links.lww.com/EJA/A851>.

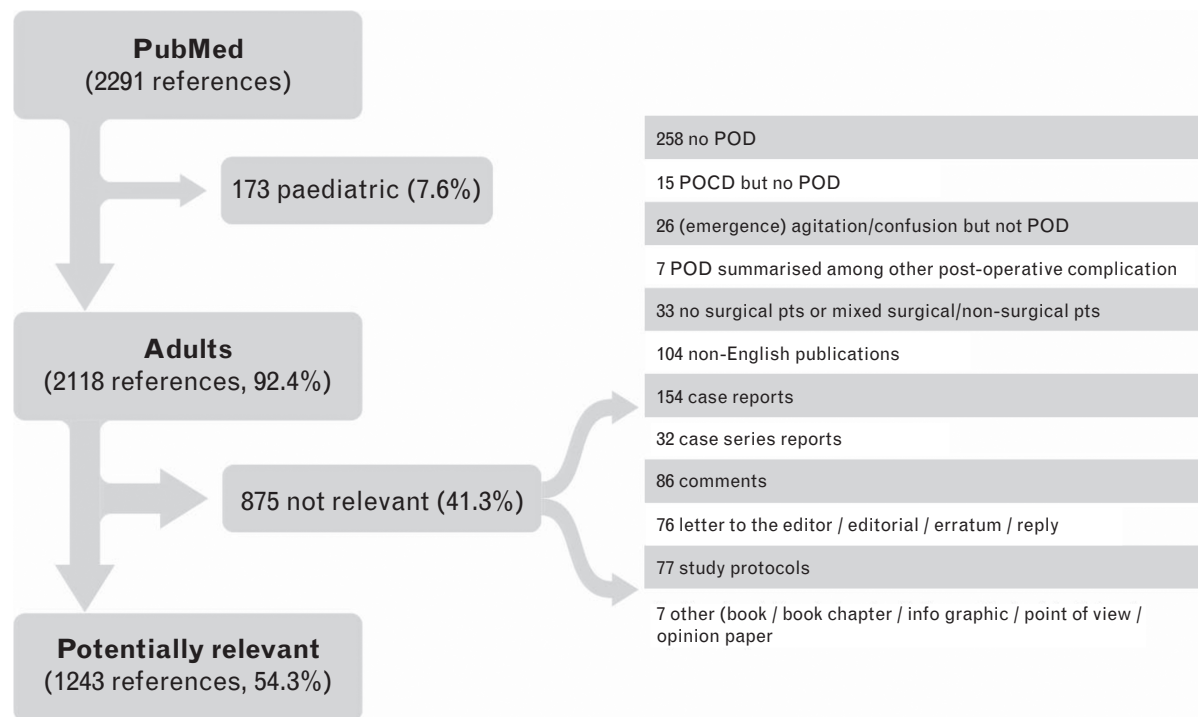
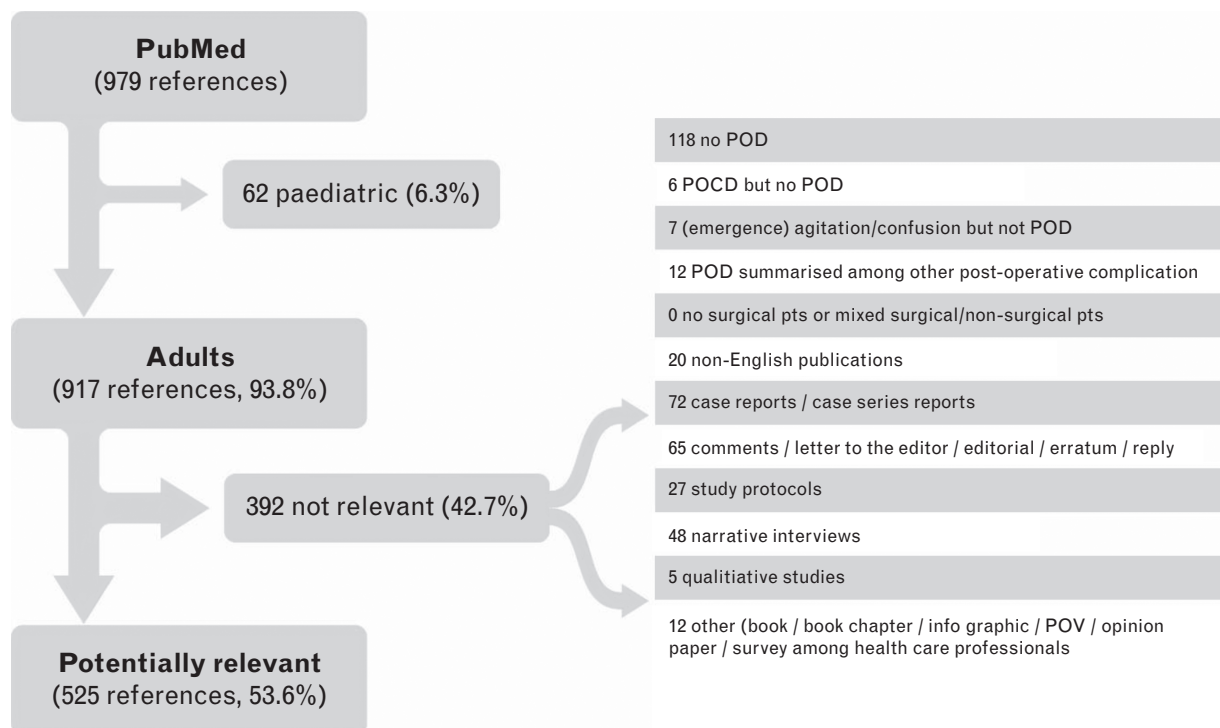
The presentation of recommendation follows GRADE (Grading of Recommendations, Assessment, Development and Evaluations) methodology.² The GRADE approach often involves numbers and letters being used to express the quality of evidence and strength of a recommendation. These approaches may lead to semantic confusion.³ Therefore, we decided to use the full-text description of quality of evidence and strength of recommendation according to the GRADE handbook.⁴

Results and recommendations

Chapter 1: Basic Science

Authors: Colm Cunningham, Robert D. Sanders, Bjoern Weiss

The Basic Science working group provided – based on the results of the above-mentioned broad literature search – a narrative review of the research carried out in this field since 2015. After extensive discussion, the task force unanimously agreed that no explicit recommendations should be made in this section of the updated guideline. Rather, the areas that need further investigation and the weaknesses of the existing evidence should be highlighted to encourage more thorough research into the mechanisms underlying the emergence, existing risk factors, development and treatment of POD. Research on the pathophysiology of POD using animal models has been dominated by a dual focus on the deleterious effects of anaesthesia and those of inflammation. Although there

Fig. 1 STEP 1: flow chart of the study selection process from April 2015 until November 2020 (search 1).**Fig. 2** STEP 2: flow chart of the study selection process December 2020 until February 2022 (search 2).

are studies suggesting deleterious impacts of anaesthesia alone on hyperphosphorylation of Tau and other pathological features in animals, it is also the case that normal working memory and attention return within 1 to 2 h after general anaesthesia in humans.⁵ Although some complex interactions between anaesthetics and inflammation may occur, research published in the last 7 years (i.e. this review period) has shown an increasing focus on inflammation. The main animal models employed by researchers in this research period are laparotomy and tibial fracture (with occasional use of hepatectomy and cardiopulmonary bypass). These surgical interventions produce acute tissue injury and, therefore, cause the production/release of damage-associated molecular patterns (DAMPs) such as S100 proteins, nucleic acids and High Mobility Group Box-1 (HMGB1), which are analogous to, and activate the same receptors as, pathogen-associated molecular pattern (PAMPs), such as bacterial lipopolysaccharide (LPS) – also known as ‘endotoxin’ – and pathogen nucleic acids that arise during infection. These DAMPs activate various inflammatory receptors to induce acute inflammatory responses in the periphery and also trigger some neuroinflammatory changes. The changes most commonly described in models of POD include circulating cytokines, induction of inflammatory transcripts in the brain, blood brain barrier impairments and changes in the morphology or number of microglial cells (brain resident macrophage population) and astrocytes. These inflammatory changes are now quite well established in the POD field, as they have been in the infection-induced delirium field.^{6,7} There have now been studies blocking individual cytokines,^{8,9} depleting microglia¹⁰ or inhibiting microglia/macrophages/monocytes¹¹ or blocking inflammatory pathways by exploiting natural anti-inflammatory pathways, such as restoring levels of acetylcholine¹² and increasing resolvins,¹³ which are endogenous lipid mediators of inflammatory resolution. Other lipid-derived mediators, prostaglandins, blocked by cyclooxygenase inhibitors, have also been shown to contribute to neurophysiological and behavioural features of delirium, albeit in LPS models.^{14,15} Most of these anti-inflammatory treatments reduce the intensity or duration of inflammation not only in the brain but also in the periphery, although increased blood–CSF barrier permeability may facilitate closer interactions between peripheral and central processes.¹⁶ Most of the studies above report positive impacts on ‘POD-like’ changes in these animals.

However, these findings come with significant caveats. The nature of cognitive characterisation of animals in the postsurgical phase remains a weakness in this literature. It is essential to establish cognitive and behavioural tasks that inform on dysfunction in cognitive domains relevant to clinical delirium, but many studies rely on measures for which the level of disruption may be disproportionately weighted by typical responses to surgical trauma or illness, like anxiety, inactivity and suppression of appetite,

which are significant confounders of many of the cognitive tasks used in this field. Inattention is a core feature of delirium and several studies, using tasks for memory consolidation, locomotor activity/exploration, food retrieval and novel object recognition, have inappropriately used the terms attention/inattention to describe tasks despite not measuring attention. There has been a tendency to re-label the behavioural measure actually recorded using terms that allow it to conform with criteria for delirium. Thus, there is a strong imperative to measure specific cognitive features, using tasks specifically designed for that feature and to report data using precise terminology appropriate to the task actually undertaken.

Independent of behavioural assessment, measures of cellular and molecular changes that occur in the postsurgical period provide relevant information, although it remains important to distinguish between studies that demonstrate causality with respect to POD measures and those that merely show associations. Dexmedetomidine has shown some pro-autophagic and anti-inflammatory effects, which may be relevant to protection^{17,18} whereas sevoflurane has shown both pro-inflammatory and anti-inflammatory effects in different studies.^{19–21} Growth factors including brain-derived neurotrophic factor (BDNF), netrin1 and mesencephalic astrocyte-derived neurotrophic factor (MANF),^{22–25} as well as disrupted energy metabolism/regulation,^{19,26,27} mitochondrial dysfunction and oxidative stress^{23,28} have all been shown to occur with surgery. Many of these are associations only but interventions targeting some of these dysregulated pathways have been reported to alter behavioural outcomes.

To summarise, the field is still in its infancy and further research is urgently required, but the best current information would support the idea that acute inflammation is a better predictor of postoperative cognitive changes than is anaesthesia. More precise cognitive testing will be required to assess whether the observed cognitive changes represent a delirium-like syndrome. As most studies have used young healthy animals, it is not intuitive that the changes observed in those studies with young healthy animals would reach the severity of delirium, which is more often associated with patients who are older, frailer or suffer from underlying dementia. Studies using older animals or with models of underlying degenerative disease have more often been performed in animals receiving bacterial LPS rather than surgery,^{29,30} but similar studies are beginning to emerge in post-operative studies: with larger effects of tibial fracture described in animals with prior amyloid pathology³¹ and significant effects of laparotomy in older animals.³² It will remain important to employ behavioural tasks that interrogate specific cognitive domains and to control for injury-associated or illness-associated confounds. Finally, molecular findings from animal model studies will need to be validated in the relevant patient cohorts to examine the extent to which inflammatory³³ and brain injury markers³⁴ are associated with delirium and long-term outcomes.

Outlook

There is now reasonable evidence that peripheral inflammation and, in turn, neuroinflammation contribute to acute deficits resembling delirium. The data that anaesthetics do likewise are significantly weaker. The alpha-2 agonist sedative drug dexmedetomidine has shown promise, and basic evidence is emerging that it also acts in an anti-inflammatory manner. This requires confirmation in human studies. There remains relatively little exploration of the idea that anti-inflammatory approaches more broadly might be helpful in patients. Given the caution around use of NSAIDs in older patients, evidence for beneficial effects will have to be pursued in experimental medicine or clinical trials. One recent randomised controlled trial demonstrated that postoperative intravenous acetaminophen was effective in the prevention of delirium³⁵; however, it is already typically prescribed for its analgesic effects. Detailed collection of data informing on inflammatory, metabolic and hypoxic changes is required in the peri-operative setting to support adoption of new clinical strategies to mitigate POD.

Chapter 2: Risk Factors

Authors: Federico Bilotta, Ali Forookhi, Henrik Kehlet, Lior Mevorach, Stefano Romagnoli

From the 1243 articles of the initial broad literature search (see Supplement Figure S2, <http://links.lww.com/EJA/A851> for details), 484 articles identified POD risk factors.³⁶ The Risk Factor working group adopted a broader POD definition than the above-mentioned POD definition (see Definition of POD in the general methods section). The minimum required screening duration was 24 h (and not 72 h) and all studies were included as long as they screened for POD, using a validated screening tool at least once during the 24 h following surgery. When applying these criteria, 196 articles remained. Sixty-eight out of the 196 articles were included in a quantitative synthesis (meta-analysis) based on the following criteria: standardised methodology for measurement; more than five studies conducted on the variables (Fig. S2, <http://links.lww.com/EJA/A851>).

Meta-analyses

Based on a recent publication,³⁶ the following recommendations can be given:

Recommendation 2.1	Quality of the evidence	Strength of recommendation
We recommend evaluating the following preoperative risk factors for POD: (1) older age, (2) American Society of Anesthesiology Physical status score > 2, (3) Charlson Comorbidity Index >2 and (4) Mini Mental State Examination score lower than 25 points	Moderate	Strong

Of note, for individual POD prevention planning and prehabilitation, a geriatric assessment evaluating frailty, sensory impairment, malnutrition, polypharmacy, anaemia and other risk factors, including social risk factors is warranted (see the current evidence on geriatric assessment and multicomponent interventions in Chapter 4). Although the Mini-mental state Examination (MMSE) is often used in clinical research, its use in clinical practice is limited by copyright restrictions. Freely available alternatives are the Montreal Cognitive Assessment (MOCA),³⁷ the Mini-Cog test³⁸ and the Addenbrooke's Cognitive Examination – Revised (ACE-R)³⁹ or the Addenbrooke's Cognitive Examination III (ACE-III).⁴⁰

Although the cut-offs presented in Recommendation 2.1 imply risk escalates significantly at certain thresholds, it is important to recognise that risk entails a continuum of disease and that the risk factors above similarly represent a continuous risk factor. This means that as the risk factors scale (e.g. age increases), it is reasonable to estimate that, on average, risk of delirium also increases. Furthermore, risk factors may interact and even synergise. For example, the available evidence suggests increasing delirium risk after the age of 60 years old, however impaired cognitive function likely interacts, increasing delirium risk for a given age.

Chapter 3: Preventive Measures I: Effects of Drugs on POD prevention

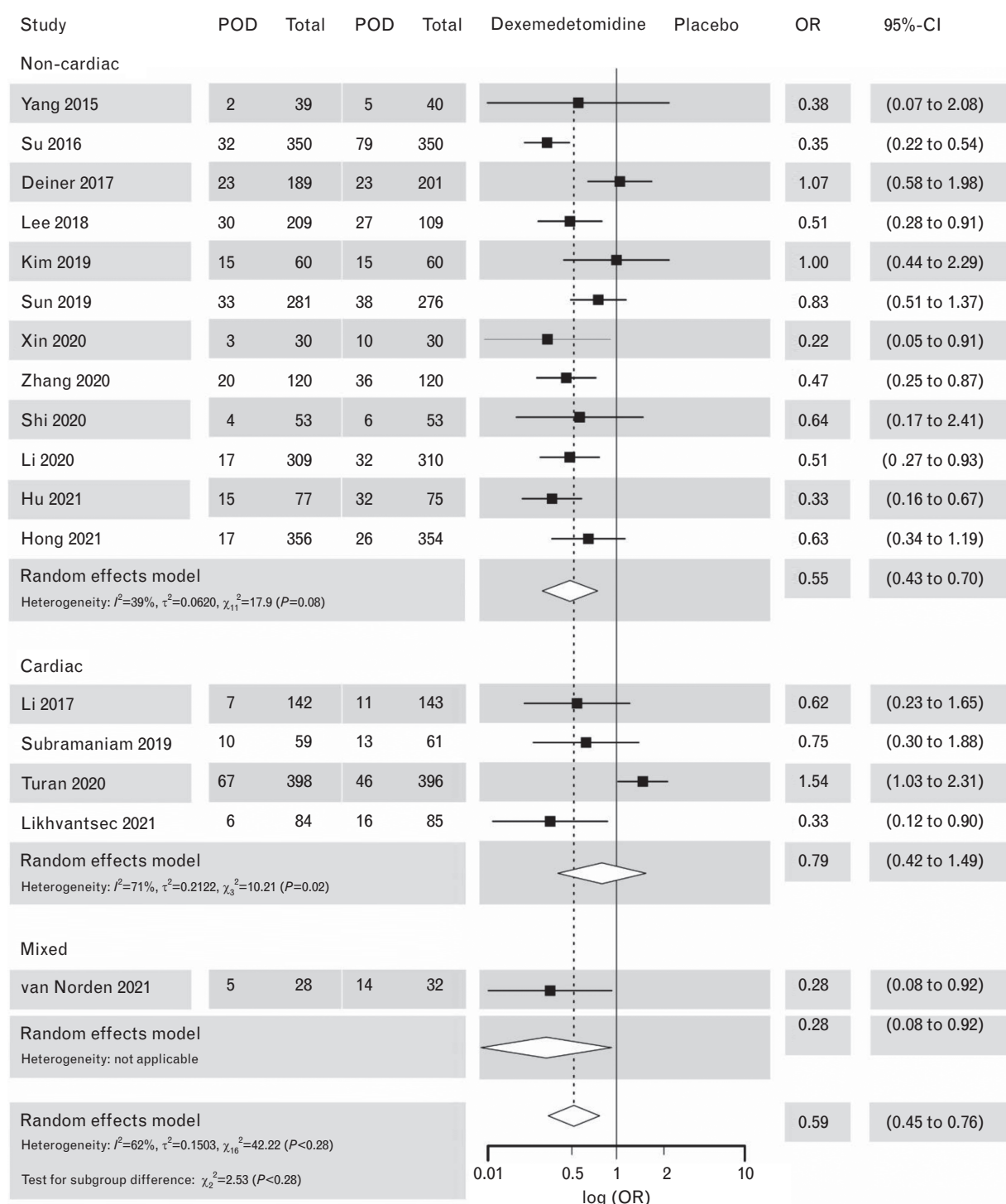
Authors: Katarzyna Kotfis, Annika Reintam Blaser, Antonio Cherubini, Wojciech Dabrowski, Nicola Gitti, Nicola Latronico, Bruno Neuner, Simone Piva, Stefania Renzi

The Preventive Measures-1 working group performed a systematic review assessing the effect of dexmedetomidine on POD, with an a priori-defined aim to include only randomised controlled trials (RCTs). In addition to the original search (described before), we assessed existing systematic reviews (SR) to identify additional studies that were not retrieved by our search (see Supplement Figure S3, <http://links.lww.com/EJA/A851>). None of the existing systematic reviews used specific criteria regarding validated screening tools and repeated assessment for POD as defined for this guideline update. For further details, see the Supplementary Material, <http://links.lww.com/EJA/A851>.

PICO 1 (preventive use of dexmedetomidine preoperatively, intra-operatively or postoperatively vs. non-dexmedetomidine/ placebo)

PICO 1A: Dexmedetomidine vs. placebo

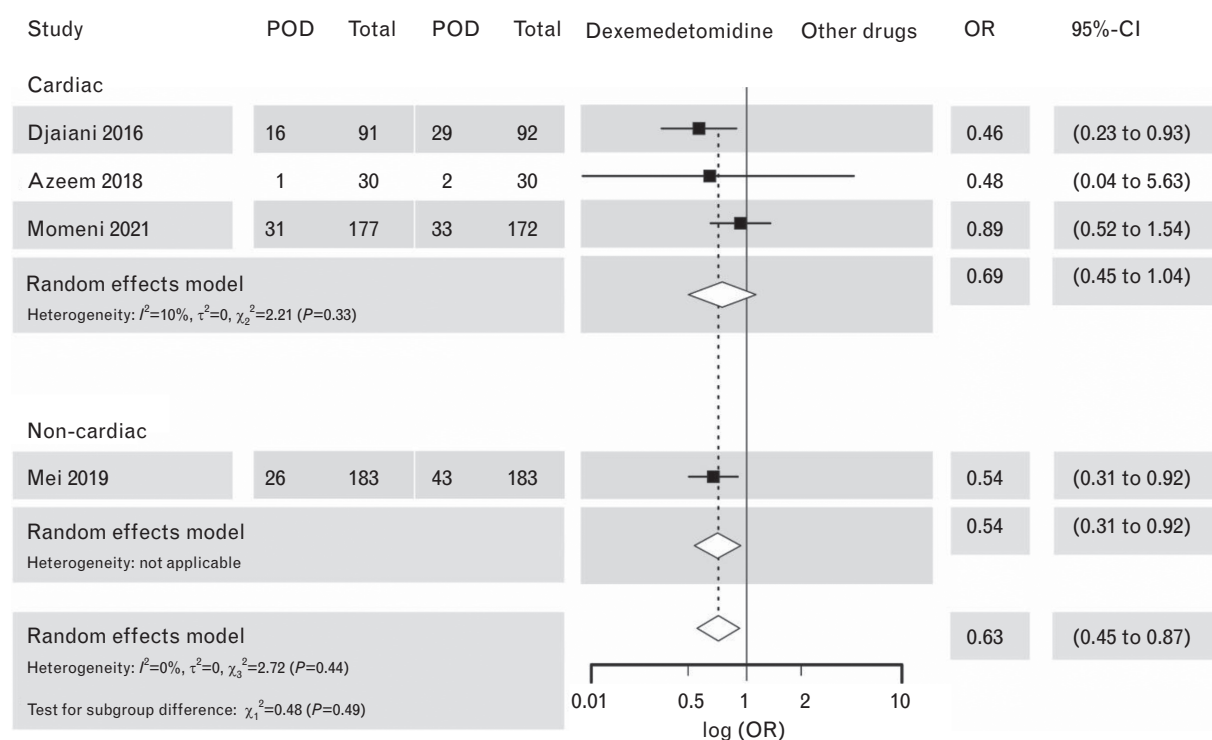
When compared with placebo, dexmedetomidine was associated with a lower incidence of POD in noncardiac surgery patients, but not in cardiac surgery patients, while pooling the two subgroups resulted in a significant effect on reduction of POD but with high heterogeneity (Fig. 3).^{35,41–56}

Fig. 3 Forest plot for postoperative delirium outcomes in dexmedetomidine vs. placebo.

Legend: CI - confidence interval; POD- postoperative delirium

CI, confidence interval; POD, postoperative delirium.

Fig. 4 Forest plot for postoperative delirium outcomes in dexmedetomidine vs. other drugs.



CI, confidence interval; POD, postoperative delirium. The other drugs were propofol in all the studies except Azeem⁵⁸ (2018) using midazolam + morphine in the control group.

The level of certainty of the evidence was initially high, originating exclusively from RCTs. However, the evidence was downgraded by two levels due to high heterogeneity and indirectness (Supplement Table S3, <http://links.lww.com/EJA/A851>).

PICO 1B: dexmedetomidine vs. other drugs

Dexmedetomidine, when compared with other drugs, was associated with a reduction of POD in patients both after noncardiac and cardiac surgery (Fig. 4).^{57–60} After excluding the study using clonidine as the comparator,⁶¹ the effect in the cardiac surgery subgroup was no longer significant (Fig. 4, upper part).

The level of certainty of the evidence was initially high originating exclusively from RCTs. However, the evidence was downgraded by two levels due to inconsistency and indirectness (Supplement Table S4, <http://links.lww.com/EJA/A851>).

Adverse effects

We analysed bradycardia and hypotension as side effects of dexmedetomidine with all the studies pooled because of an insufficient number of studies for the analysis in subgroups. Dexmedetomidine was associated with bradycardia [odds ratio (OR) 1.60; 95% confidence interval

(CI), 1.30 to 1.96], see Supplement Figure S4, <http://links.lww.com/EJA/A851>) and hypotension (OR 1.23, 95% CI, 1.04 to 1.45), see Supplement Figure S5, <http://links.lww.com/EJA/A851>).

Recommendation 3.1	Quality of the evidence	Strength of recommendation
In patients undergoing surgery, we do not suggest the use of any drug as a prophylactic measure to reduce the incidence of POD.	Low Mei <i>et al.</i> , 2018 ⁶⁰ Yang <i>et al.</i> , 2015 ⁴¹ Su <i>et al.</i> , 2016 ⁴² Deiner <i>et al.</i> , 2017 ⁴³ Lee <i>et al.</i> , 2018 ⁴⁴ Kim <i>et al.</i> , 2019 ⁴⁵ Sun <i>et al.</i> , 2019 ⁴⁶ Xin <i>et al.</i> , 2021 ⁵⁵ Zhang <i>et al.</i> , 2020 ⁵⁵ Shi <i>et al.</i> , 2020 ⁴⁷ Li <i>et al.</i> , 2020 ⁴⁸ Hu <i>et al.</i> , 2021 ⁴⁹ Hong <i>et al.</i> , 2021 ⁵⁰ Li <i>et al.</i> , 2017 ⁵¹ Subramaniam <i>et al.</i> , 2019 ³⁵ Turan <i>et al.</i> , 2020 ⁵² Likhvantsev <i>et al.</i> , 2021 ⁵³ Van Norden <i>et al.</i> , 2021 ⁵⁴ Djaiani <i>et al.</i> , 2016 ⁵⁷ Azeem <i>et al.</i> , 2018 ⁵⁸ Momeni <i>et al.</i> , 2021 ⁵⁹	Weak

Recommendation 3.2	Quality of the evidence	Strength of recommendation
When dexmedetomidine is used intra-operatively or postoperatively with the aim to prevent POD, we recommend balancing the expected benefits against the most important side effects (bradycardia and hypotension).	Moderate Djaiani <i>et al.</i> , 2016 ⁵⁷ Su <i>et al.</i> , 2016 ⁴² Li <i>et al.</i> , 2017 ⁵¹ Deiner <i>et al.</i> , 2017 ⁴³ Subramaniam <i>et al.</i> , 2019 ³⁵ Sun <i>et al.</i> , 2019 ⁴⁶ Xin <i>et al.</i> , 2021 ⁵⁵ Zhang <i>et al.</i> , 2020 ⁵⁶ Turan <i>et al.</i> , 2020 ⁵² Shi <i>et al.</i> , 2020 ⁴⁷ Li <i>et al.</i> , 2020 ⁴⁸ Hu <i>et al.</i> , 2021 ⁴⁹ Hong <i>et al.</i> , 2021 ⁵⁰ Van Norden <i>et al.</i> , 2021 ⁵²	Strong

Our rationale not to suggest dexmedetomidine for the prevention of POD in general, despite its apparent positive effects in some of the studies, is based on these main reasons: the concern about cardiovascular side effects, the selectiveness of the study populations and the heterogeneity of treatment effect in available studies. Additionally, the aspect of a prophylactic use was considered important and the principle of 'first do no harm' followed. Our Evidence-to-Decision process is presented in Supplement Tables S5, <http://links.lww.com/EJA/A851> to S8, <http://links.lww.com/EJA/A851>.

In summary, there is a possibility that there is a patient group that may benefit from intra-operative and/or post-operative dexmedetomidine, but this specific group and details of intervention (timing and dosage) remain to be defined. As age is a risk factor for delirium, the desired effect is probably more likely to occur in older patients; however, the results of recent systematic reviews^{62,63} assessing subgroups based on age are conflicting.

PICO 2 (preventive use of neuroleptics preoperatively, intra-operatively, or postoperatively vs. nonneuroleptics/placebo)

There was one RCT that met the inclusion criteria. Khan *et al.*⁶⁴ included 135 patients undergoing thoracic surgery and infused a low dose of haloperidol (0.5 mg three times daily for a total of 11 doses) postoperatively. They found that low-dose haloperidol given postoperatively did not reduce the incidence of POD.

PICO 3 (preventive use of sleep medications preoperatively or postoperatively vs. no sleep medications/placebo)

Three studies (two RCTs and one observational study) evaluated the effects of sleep medications, such as melatonin or ramelteon (a strong agonist of melatonin receptors) on POD prevention. Shi⁶⁵ administered melatonin (3 mg for 7 days, starting on the day of surgery) and compared it with a placebo, in a good-quality pilot RCT, in 288 patients who underwent percutaneous

transluminal coronary intervention (PCI). The incidence of POD was significantly lower in the melatonin group than in the placebo group (27.0 vs. 39.6%, respectively, $P=0.02$). In a second RCT (also of good quality),⁶⁶ ramelteon (8 mg) or placebo was administered starting from the night prior to the surgery up to 8 days, in 120 patients who underwent elective pulmonary thromboendarterectomy, with no statistically significant differences in the two study arms (36% placebo vs. 32.2% ramelteon; relative risk (RR) 0.9, 95% CI, 0.5 to 1.4, $P=0.656$). Finally, Artemiou *et al.*⁶⁷ carried out an observational study in a group of 250 patients (good quality), administering 5 mg of melatonin from the day before surgery to postoperative day 3. The incidence of delirium was 8.4% in the melatonin group vs. 20.8% in the control group ($P=0.001$).

PICO 4 (preventive use of cholinesterase inhibitors preoperatively or postoperatively vs. no use of cholinesterase inhibitors)

One good-quality RCT⁶⁸ evaluated the effects of physostigmine (a bolus of 0.02 mg kg⁻¹ body weight followed by 0.01 mg kg⁻¹ body weight h⁻¹ vs. placebo) for the prevention of POD in 261 patients who underwent elective liver surgery. The incidence of POD did not differ significantly between the physostigmine and placebo groups (20 vs. 15%; $P=0.334$).

PICO 5 (other drugs: application of a drug to reduce POD vs. no application of any specific drug to reduce POD)

Eighteen RCTs^{35,69–85} evaluated the effects of different drugs on the prevention of POD, but no conclusive effects could be drawn because of the high heterogeneity of the intervention and the variable quality of studies.

PICO 6 (anaesthetic drugs: intravenous anaesthetics vs. inhalation anaesthetics)

Only one study met the inclusion criteria. Mei *et al.*⁸⁶ carried out a single-centre pilot RCT, including 209 patients aged at least 60 years old undergoing total hip/knee replacement, who were randomised to either a propofol or sevoflurane group. Days of POD per person were higher in the propofol (0.5 ± 0.8) anaesthesia group compared with the sevoflurane anaesthesia group (0.3 ± 0.5 , $P=0.049$).

PICO 7 (anaesthetic drugs: ketamine intra-operatively or postoperatively vs. no ketamine)

One study met the inclusion criteria. Avidan *et al.*⁸⁷ carried out a good-quality RCT that enrolled 672 patients older than 60 years undergoing major cardiac or noncardiac surgery under general anaesthesia. Patients were randomised to one of the three groups: placebo (0.9% saline), low-dose ketamine (0.5 mg kg⁻¹) or high-dose ketamine (1.0 mg kg⁻¹) after induction of anaesthesia. There was no difference in delirium incidence between

patients in the combined ketamine groups and the placebo group (19.45 vs. 19.82%, respectively; absolute difference of 0.36%, 95% CI, -6.07 to 7.38, $P=0.92$), but there were more postoperative hallucinations ($P=0.01$) and nightmares ($P=0.03$) with increasing ketamine doses compared with placebo.

PICO 8 (type of anaesthesia: regional anaesthesia vs. general anaesthesia)

Seven studies met the inclusion criteria (six RCTs and one observational) with six out of seven studies showing no difference in the incidence of POD between regional anaesthesia and general anaesthesia. A RCT by Tang *et al.*⁸⁸ that aimed to compare the combined lumbar-sacral plexus block (CLSB) plus general anaesthesia with the unilateral spinal anaesthesia in 124 elderly patients undergoing hip fracture surgery, showed no significant differences in the incidence of POD (5.5 vs. 7.3%, $P=0.57$). The RCT by Brown *et al.*⁸⁹ (217 patients aged ≥ 65 years) found that spinal anaesthesia with targeted sedation based on BIS values compared with general anaesthesia with masked BIS values did not reduce the incidence of delirium after lumbar fusion (25.2 vs. 18.9%; $P=0.26$). In a large RCT by Li *et al.*⁹⁰ (950 patients aged ≥ 65 years undergoing hip fracture surgery), regional anaesthesia without sedation did not significantly reduce the incidence of POD as compared with general anaesthesia (unadjusted risk difference, 1.1%; 95% CI, -1.7 to 3.8%; $P=0.48$). In a large RCT by Neuman *et al.*⁹¹ (1600 patients aged ≥ 50 years) to evaluate spinal anaesthesia compared with general anaesthesia for hip fracture, the incidence of POD was similar with both types of anaesthesia (20.5 vs. 19.7%, RR, 1.04; 95% CI, 0.84 to 1.30). In a RCT by Strike *et al.*⁹² ($n=44$) regarding a transapical transcatheter aortic valve replacement (TAVR) procedure, the patients were assigned to either the paravertebral group (perioperative continuous thoracic paravertebral block with a local anaesthetic) or the patient-controlled analgesia group (systemically administered opioids), with no difference in the rate of POD (23 vs. 27%, $P=0.73$). In an observational study by Vlisides *et al.*⁹³ in a group of 263 surgical patients, postoperative epidural use was not associated with a reduced overall incidence of delirium (adjusted OR, 0.65; 95% CI, 0.32 to 1.35; $P=0.25$). In a large RCT by Li *et al.*,⁹⁴ 1720 patients aged 60 to 90 years were scheduled for major noncardiac thoracic or abdominal surgery and POD was less common in the combined epidural-general anaesthesia group (1.8%) than in the general anaesthesia group (5.0%); with RR, 0.351; 95% CI [0.197 to 0.627]; $P<0.001$; number needed to treat (NNT)=31.

PICO 9 (surgery: minimally invasive surgery [except laparoscopy] vs. more invasive surgery [except laparotomy])

There were no studies on the effects of minimally invasive surgery that met the inclusion criteria for POD assessment.

PICO 10 (surgery: laparoscopy vs. laparotomy)

One study met the inclusion criteria. In an observational study, Shin *et al.*⁹⁵ compared POD in elderly patients following laparoscopic gastrectomy vs. open gastrectomy in 130 patients aged at least 65 years with gastric cancer. In both groups, the overall incidence of POD was not significantly different: 31.6% (19/60) in the laparoscopic gastrectomy group and 41.2% (26/63) in the open gastrectomy group ($P=0.359$).

PICO 11 (cardiac surgery: off-pump in cardiac surgery vs. on-pump in cardiac surgery)

Only one study met the inclusion criteria. Szwed *et al.*⁹⁶ carried out a good-quality RCT on 192 patients scheduled for elective isolated off-pump coronary bypass (OPCAB) and randomised patients to three parallel arms: 1. The first study arm underwent anaortic OPCAB (ANA) with total arterial revascularisation. 2. The second study arm underwent OPCAB with vein grafts using carbon dioxide surgical field flooding (CO_2FF). 3. The control arm underwent 'conventional' OPCAB with vein grafts. The incidence of POD was the lowest in the ANA group [12.5% in the ANA group vs. 32.8% in the CO_2FF arm, and 35.9% in the control (OPCAB) arm, $P=0.006$].

Recommendation 3.3	Quality of the evidence	Strength of recommendation
In patients undergoing surgery, we do not suggest any specific type of surgery or type of anaesthesia to reduce the incidence of POD.	Low Mei <i>et al.</i> , 2018 ⁶⁰ Avidan <i>et al.</i> , 2017 ⁸⁷ Brown <i>et al.</i> , 2021 ⁸⁹ Li <i>et al.</i> , 2022 ⁹⁰ Neuman <i>et al.</i> , 2021 ⁹¹ Vlisides <i>et al.</i> , 2019 ⁹³ Li <i>et al.</i> , 2021 ⁹⁴ Shin <i>et al.</i> , 2015 ⁹⁵ Szwed <i>et al.</i> , 2021 ⁹⁶	Weak

PICO 12 (biomarkers: abnormal value of a biomarker preoperatively, intra-operatively, or postoperatively vs. normal level of a biomarker)

Overall 39 single studies were identified evaluating different biomarkers for POD (see Supplement Table S9, <http://links.lww.com/EJA/A851>). Studied biomarkers can be categorised as follows: oxidative stress markers, markers of nerve cell alteration, markers of neurogenesis and synaptic plasticity, markers of axonal damage, markers of neuroglia injury (blood-brain barrier disruption), inflammation markers, systemic noninflammation markers and genetic markers. None of the studies showed specific biomarkers with sufficiently high sensitivity and specificity in predicting and/or confirming POD. Hence, no recommendation can be made regarding the practical use of any biomarker in preventing POD or in the early identification of patients at risk of POD.

Recommendation 3.4	Quality of the evidence	Strength of recommendation
We do not suggest using biomarkers to identify patients at risk of POD.	Low (References in the Supplement Table S9, http://links.lww.com/EJA/A851)	Weak

Recommendation 4.1	Quality of the evidence	Strength of recommendation
We recommend that preoperative anaesthesia consultation in older adults includes the screening for risk factors for POD and addresses patients' needs to optimise their preoperative status.	Low Dalton and Zafirova, 2018 ¹¹⁶ Lim and Lee, 2020 ¹¹⁷ Carli and Baldini, 2021 ¹¹⁸ Carli <i>et al.</i> , 2021 ¹¹⁹	Strong

Chapter 4: Preventive Measures II: Nonpharmacological Interventions

Authors: Gabriella Bettelli, Paola Aceto, Riccardo Audisio, Antonio Cherubini, Bruno Neuner, Maria Schubert, Fatima Yuerek

The Preventive Measures II working group aimed to answer the following PICO question.

PICO 13: Which nonpharmacological multicomponent or single interventions can be recommended to prevent POD?

P patients undergoing surgery

I multicomponent or single nonpharmacological intervention/s

C usual care

O POD (according to the definition outlined in the 'General methods' section).

To answer the question on single component or multicomponent nonpharmacological interventions to prevent POD, PM-2 used the results of the broad literature search described in the general approach for all working groups. Out of 1243 + 525 potentially relevant studies (see Figs. 1 and 2 in the main text), 250 studies were potentially relevant as they were on single component or multicomponent nonpharmacological interventions. We further intended to address issues of team management during the implementation process. The detailed flow chart (Supplement Figure S6, <http://links.lww.com/EJA/A851>) and the screening process are shown in the supplement. Of the 19 studies selected, 8 RCTs were multicomponent interventions,^{97–102} and 11 RCTs were single interventions.^{105–115}

As stated in the chapter on risk factors, the risk model for POD is composed of patients' underlying clinical and functional vulnerabilities (the so-called patient-related 'predisposing' risk factors) and the surgery-related and anaesthesia-related ('precipitating') factors, such as induced inflammatory reaction, anatomical site, length and invasiveness of the procedure. Depending on the local organisation, the preoperative risk assessment is done by anaesthesiologists – independently if they have the legal responsibility, or other specialists might be involved, such as geriatricians or neurologists.

Various predisposing and precipitating factors are non-modifiable (such as age, ASA physical status and surgical site). Interventions in single modifiable risk factors such as anaemia¹²⁰ or nutritional and hydration deficits¹²¹ through targeted optimisation strategies showed mixed results in reducing the incidence of POD. Bundles of multicomponent interventions seem more effective in reducing the incidence of POD, both in surgical and nonsurgical hospitalised patients.¹²² This requires a valid picture of a patient's individual risk profile. Consequently, potentially modifiable predisposing vulnerabilities should be identified preoperatively, as a first step toward their evidence-based correction.¹¹⁶ The screening for risk factors may integrate routine data from the preoperative anaesthesia consultation (clinical history, medication intake, ASA physical status classification, etc.) and data deriving from more specific screenings such as Comprehensive Geriatric Assessment (CGA) tools (evaluation of cognitive, emotional, sensorial, nutritional and functional deficits, together with the need for family or social support¹¹⁷). The effectiveness of this approach depends on the time interval available to implement prehabilitation measures and the urgency of the surgical treatment.¹¹⁹ Older adults with frailty and a low functional reserve because of chronic medical conditions particularly benefit from such efforts.¹¹⁸

Recommendation 4.2	Quality of the evidence	Strength of recommendation
We recommend that the results of the screening for POD risk factors are shared among the care team and the preventive strategies discussed and registered in the medical records.	Low Berian <i>et al.</i> , 2018 ¹²³ Oh and Park, 2019 ¹²⁴ Enomoto <i>et al.</i> , 2021 ¹²⁵ Sackalingam <i>et al.</i> , 2015 ¹²⁶	Strong

The recommendation to share the information inside the team is based on the principle of good clinical practice that there should be a 'team-based approach'. In fact, many multicomponent interventions require close co-operation among the different team members, which is essentially linked to both a preoperative team-based discussion and agreement among the professionals involved in the realisation of such multicomponent measures.

Both the process of decision-making about surgery and patients' preoperative optimisation should be planned and managed at a multidisciplinary team level as suggested by the US Coalition for Quality in Geriatric Surgery.¹²³ This requires, apart from risk factor screening and preoperative medication management, multidisciplinary conferences for high-risk patients.¹²³ Staff training aimed at increasing the understanding of POD, and good communication skills among different medical professions seem prerequisites for the implementation of successful multicomponent interventions to reduce the incidence of POD.¹²⁴ Retrospective data suggest that a combination of staff education, protocols for implementation, preprinted orders and systematic screening for POD reduces its incidence.¹²⁵ Although POD is considered relevant for patients' outcomes, not all teams communicate delirium care plans during handover and not all professionals are confident about their role in its prevention.¹²⁶

Recommendation 4.3	Quality of the evidence	Strength of recommendation
We recommend multicomponent nonpharmacological interventions in all patients at risk of POD.	Moderate Olotu <i>et al.</i> , 2022 ¹⁰¹ Deeken <i>et al.</i> , 2022 ⁹⁷ Marcantonio <i>et al.</i> , 2001 ¹⁰⁰ Vidan <i>et al.</i> , 2005 ¹⁰³ Guo and Fan, 2016 ⁹⁸ Partridge <i>et al.</i> , 2017 ¹⁰² Hempenius <i>et al.</i> , 2013 ⁹⁹ Wang <i>et al.</i> , 2019 ⁷⁹	Strong

The details on the eight RCTs on multicomponent interventions are displayed in the Supplement Tables S10, <http://links.lww.com/EJA/A851> and S11, <http://links.lww.com/EJA/A851>.

There were two major approaches of multicomponent interventions (see Supplement Table S11, <http://links.lww.com/EJA/A851>): Three-quarters (6/8) of the studies^{97,99,100,102–104} combined a preoperative or early postoperative geriatric assessment with individualised tailored interventions from a set of possible interventions. The dimensions of the geriatric assessments (described in detail only in three studies^{97,99,102}) slightly varied between studies. However, all three studies assessed frailty, cognition, comorbidities and functional status/functional impairment. Based on these screenings, a set of 'best-practice delirium prevention modules'⁹⁷ or a 'tailored HELP protocol'¹⁰² was available. Other studies used 'recommendations based on a structured protocol'.¹⁰⁰

These elements of geriatric assessment and tailored treatments were brought into the existing teams by an 'independent delirium study prevention team',⁹⁷ a 'geriatric team, which supervised an individual treatment plan with specific attention to patient-related risk factors',⁹⁹ a 'proactive geriatrics consultation within 24 h after

surgery',¹⁰⁰ or a 'geriatric team' composed of a geriatrician, a rehabilitation specialist and a specific social worker.¹⁰¹ This team implemented a 'complete geriatric evaluation to identify and quantify medical and psychosocial problems and functional capability to elaborate a comprehensive therapeutic plan'.¹⁰³ In another study, the whole procedure took place in an 'outpatient clinic setting'.¹⁰²

An alternative approach (see again Supplement Table 11, <http://links.lww.com/EJA/A851>) was to train the existing staff and to implement a set of measures for all patients undergoing (elective) surgery.¹⁰¹ These 'delirium prevention bundles' included reorientation measures, sleeping aids (quiet ward, eye masks/earplugs at night, avoiding caffeinated drinks in the afternoons and evenings), and early mobilisation, early catheter removal and early nutrition commencement.¹⁰¹ Another study evaluated preop visits to the ICU, the introduction of the medical equipment used in combination with reorientation strategies, sleep hygiene, catheter removal and early mobilisation and nasal feeding by 'educated staff'.⁹⁸

When applying the revised risk-of-bias assessment tool (RoB-2),¹²⁷ see Supplement Table S12, <http://links.lww.com/EJA/A851>, four studies were graded with low risk of bias,^{97,98,101,102} and another four studies with a high risk of bias.^{99,101,102,128}

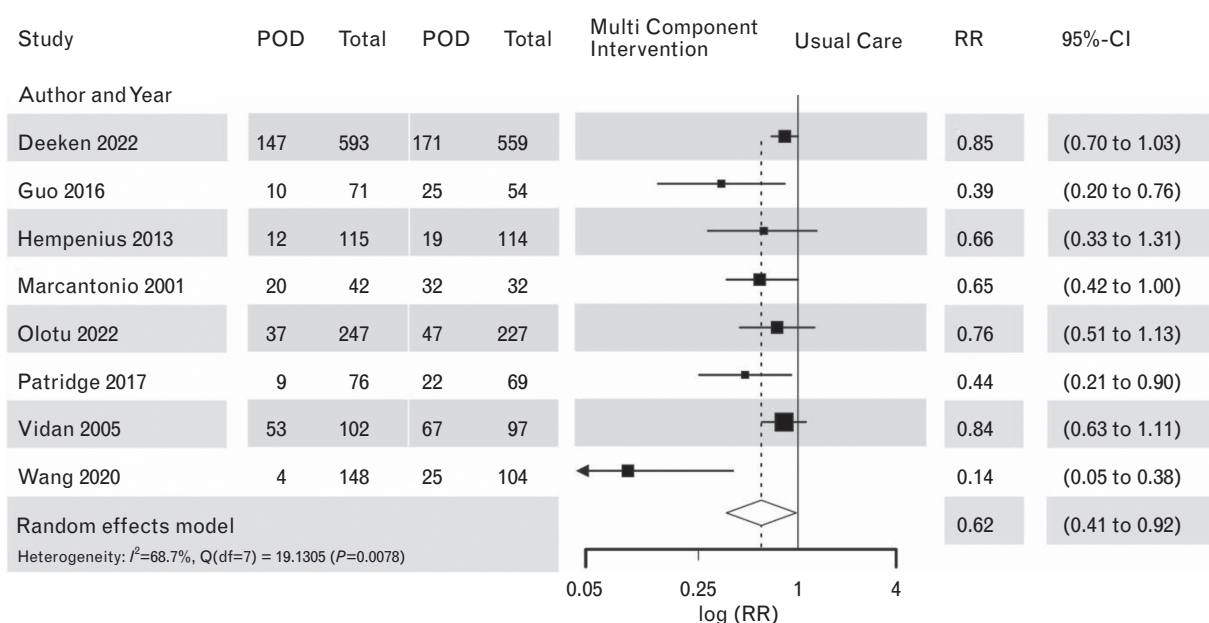
Figure 5 displays the results of meta-analyses for all eight RCTs and for the subgroups of the six studies using a combination of geriatric assessment and individualised treatments. The pooled evidence from all eight RCTs indicated a positive effect of multicomponent interventions with a pooled RR = 0.62; 95% CI [0.41 to 0.92]; $P = 0.0248$.

There was clear evidence of publication bias, indicated by an asymmetric funnel plot, see Supplement Figure S7, <http://links.lww.com/EJA/A851> and a significant regression test for funnel plot symmetry (H_0 = funnel plot symmetry, i.e., no evidence for publication bias) with $P = 0.0034$.

In the subgroup of the six studies, which evaluated a combination of CGA plus tailored interventions based on the individualised risk profile, there was no overall significant effect of the interventions with RR = 0.60; 95% CI [0.34 to 1.09]; $P = 0.0797$ (Fig. 6).

There was again clear evidence for a publication bias, indicated by an asymmetric funnel plot, see Supplement Figure S8, <http://links.lww.com/EJA/A851> and a significant regression test for funnel plot symmetry (H_0 = funnel plot symmetry, i.e. no evidence for publication bias) with $P = 0.0211$.

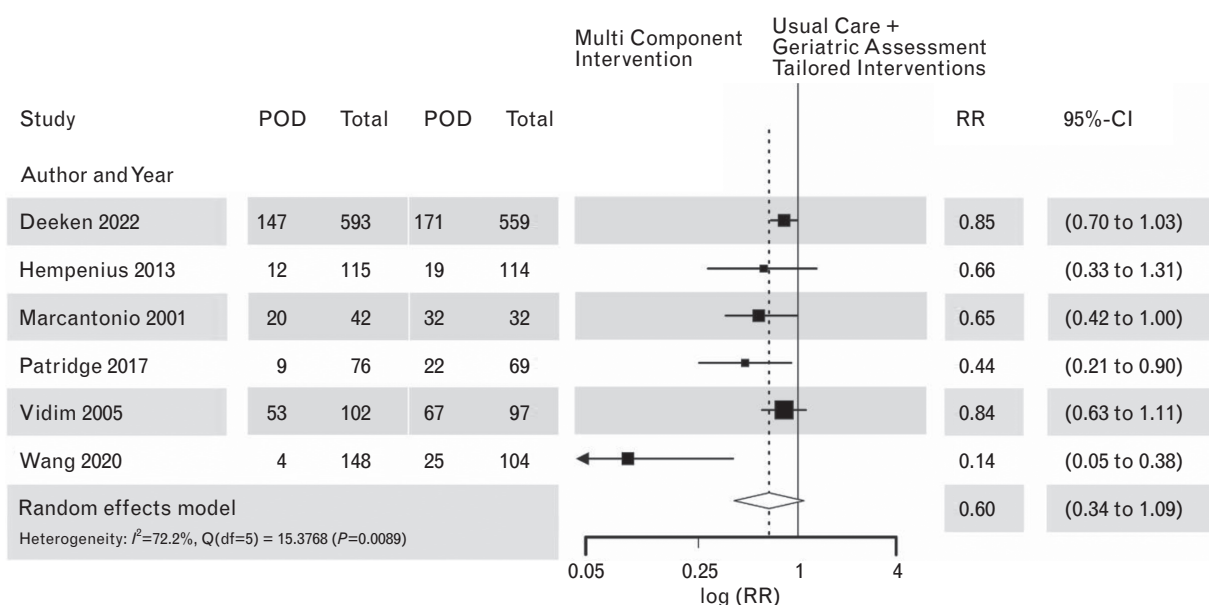
The level of certainty of the evidence was initially high, only RCTs were pooled. However, the evidence was downgraded due to high heterogeneity (>70%) and indirectness and the results of the risk-of-bias assessment (Supplement Table S12, <http://links.lww.com/EJA/A851>).

Fig. 5 Forest plot for postoperative delirium outcomes in multicomponent interventions vs. usual care, $n = 8$ studies.

Rationale

As reported above, POD has a multifactorial genesis, and patients have their own risk profiles for POD. Therefore, it is unlikely that any single intervention is sufficient to reduce POD in all patients (although some will benefit).

It is further unlikely that multicomponent interventions (heterogeneously composed because of many factors such as team knowledge and culture, resource availability and internal organisation) will reduce POD in all patients (although again some will benefit). Therefore,

Fig. 6 Forest plot for postoperative delirium outcomes in multicomponent interventions vs. usual care after (comprehensive) geriatric assessment plus tailored interventions, $n = 6$ studies.

interventions should be individualised based on predisposing risk factors and precipitating factors and be preceded by thorough team-based discussion.

Regarding the single interventions, both the study population (see Supplement Table S13, <http://links.lww.com/EJA/A851>) and the interventions (see Supplement Table S14, <http://links.lww.com/EJA/A851>) were so heterogeneous that pooling of the results by meta-analyses was not feasible. Of note, several studies are of major importance for patients' safety, not only concerning the prevention of POD. This particularly holds for fast-track surgery in hip fracture surgery,¹⁰⁷ the management of heavy smokers in the peri-operative setting¹⁰⁹ and the management of patients with severe depression and antidepressant treatment undergoing surgery.¹¹⁰ Although guidance in such situations would be desirable, current evidence does not allow confident suggestions or recommendations. Other single interventions such as patient education,^{105,113} music interventions¹¹¹ or cognitive training/enhancement^{112,113} were often integrated in the multicomponent interventions that we summarised in recommendation 3. Of note, fast-track approaches, as in the study by Jia *et al.*,¹⁰⁸ are usually accompanied by a series of further treatment modifications (see Supplement Table S14, <http://links.lww.com/EJA/A851>). Single studies of rather uncommon interventions for the prevention of POD exist, such as foot reflexology massage¹¹⁴ or the use of a structured mirror intervention to 'positively impact on mental status and attention, thereby enhancing factual encoding' 'as opposed to delusion memories after ICU discharge'.¹⁰⁶ Their usefulness and benefit for the patient have to be proven in further studies.

Chapter 5: Neuromonitoring

Authors: Susanne Koch, Nicola Latronico, Alasdair MacLulich, Simone Piva, Finn Radtke, Robert Sanders, Concezione Tommasino

The detailed flow chart and the screening process are presented in Supplement Figure S9 (<http://links.lww.com/EJA/A851>).

Based on a detailed review of the included studies and discussions within our neuromonitoring working group we give the following recommendations:

PICO 14: Is processed EEG monitoring during anaesthesia able to reduce POD?

Recommendation 5.1	Quality of the evidence	Strength of recommendation
We suggest Index-based EEG monitoring depth of anaesthesia guidance to decrease the risk of POD.	Low Chan <i>et al.</i> , 2013 ¹²⁹ Radtke <i>et al.</i> , 2013 ¹³⁰ Whitlock <i>et al.</i> , 2014 ¹³¹ Zhou <i>et al.</i> , 2018 ¹³² Wildes <i>et al.</i> , 2019 ¹³³ Tang <i>et al.</i> , 2020 ¹³⁴ Evered <i>et al.</i> , 2021 ²² Wang <i>et al.</i> , 2022 ¹³⁵	Weak

We performed a systematic review and meta-analysis on the effect of processed EEG monitoring on POD, with an a priori-defined aim to include only RCTs. Of the 12 RCTs included, 4 RCTs were not considered in the final systematic review and meta-analysis. Cotae *et al.*¹³⁶ was not explicit in the number of days of POD evaluation, Kunst *et al.*¹³⁷ evaluated POD only on days 3 and 5 and Sponholz *et al.*¹³⁸ did not state how POD was assessed. Finally, the RCT from Xu *et al.*¹³⁹ compared Index-guided anaesthesia vs. multiparameter-guided anaesthesia (Index, burst suppression activity and density spectral array) and was, therefore, excluded from our meta-analysis. Finally, eight studies were included in the meta-analysis.^{22,129–135} The meta-analysis using inverse variance heterogeneity model analysis suggested no significant benefit of processed EEG monitoring in reducing the risk of POD (OR 0.78; 95% CI, 0.60 to 1.01) (Fig. 7).

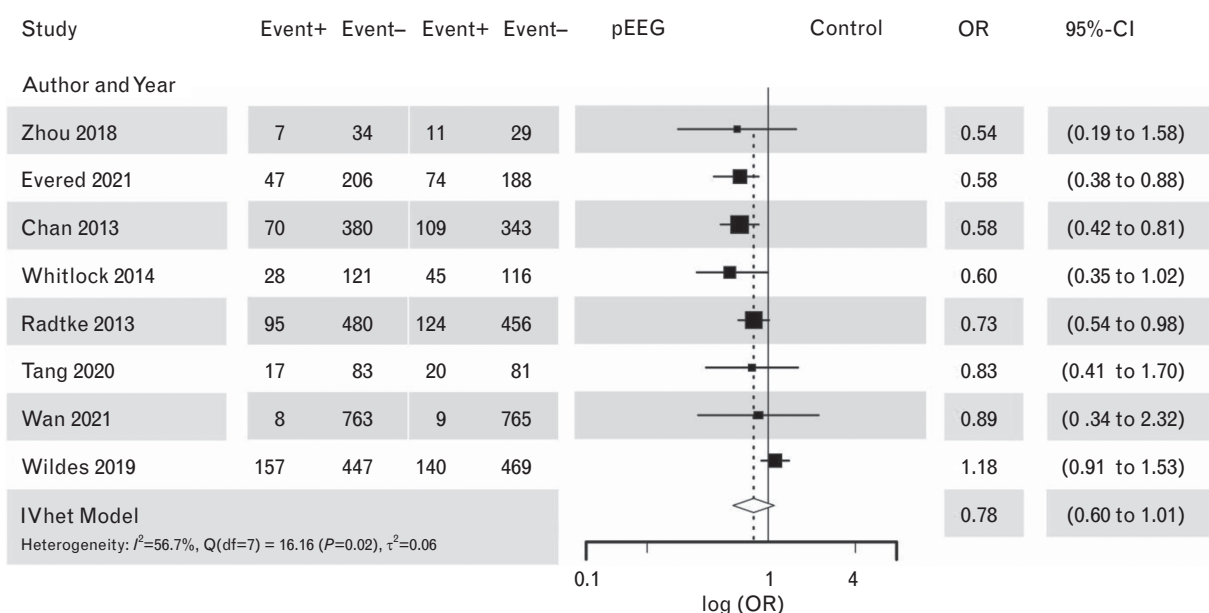
Although these data may suggest that further trials are needed, a significant limitation is a concentration on index values in the literature. Index values may be less reliable in older people with reduced cortical electrical activity.

Although the borderline significance of the meta-analysis, high heterogeneity and risk of bias (see Supplement Table S15, <http://links.lww.com/EJA/A851>) were all seen, the clinical experts decided to upgrade recommendation 5.1. This is due to balance of benefits and harms, patients' preferences and feasibility. Given the additional limitations of processed EEG in older persons undergoing anaesthesia – vulnerable patients (with neurodegeneration) are the hardest to monitor (due to low EEG power) – novel approaches such as displaying the density spectral array are required to optimise the care of older patients. Based on previous considerations, we suggest training anaesthesiologists to learn how to interpret raw EEG and density spectral array patterns during intraoperative EEG monitoring to decrease the risk of POD.

PICO 15: Does multiparameter intraoperative EEG monitoring, focusing on burst suppression activity and including the density spectral array, improve guiding depth of anaesthesia and decrease the risk of POD?

Recommendation 5.2	Quality of the evidence	Strength of recommendation
We suggest multiparameter, intraoperative EEG monitoring (burst suppression, density spectral array, DSA) during anaesthesia to decrease the risk of POD.	Low Soehle <i>et al.</i> , 2015 ¹⁴⁰ Fritz <i>et al.</i> , 2016 ¹⁴¹ Fritz <i>et al.</i> , 2018 ¹⁴² Pedemonte <i>et al.</i> , 2020 ¹⁴³ Fritz <i>et al.</i> , 2020 ¹⁴⁴ Cooter Wright <i>et al.</i> , 2022 ¹⁴⁵ Acker <i>et al.</i> , 2021 ¹⁴⁶ Koch <i>et al.</i> , 2021 ¹⁴⁷ Tanabe <i>et al.</i> , 2020 ¹⁴⁸ Gutierrez <i>et al.</i> , 2019 ¹⁴⁹	Weak

Fig. 7 Forest plot using inverse variance heterogeneity model analysis for postoperative delirium outcomes on intraoperative processed EEG Neuromonitoring guidance vs. usual intraoperative care or comparing deep anaesthesia vs. light anaesthesia²² in older patients, $n = 8$ studies.



Ten observational studies were evaluated, five on burst suppression and five on raw EEG (See recommendation 5.2).

Burst suppression

Soehle *et al.*¹⁴⁰ included 81 patients undergoing cardiac surgery and found that delirious patients remained significantly ($P=0.018$) longer in a burst suppression state intraoperatively (107 min, IQR [47 to 170] vs. 44 min, IQR [11 to 120]) than nondelirious patients. Fritz *et al.*¹⁴¹ included 727 adult patients who received general anaesthesia with planned ICU admission and found that patients with prolonged periods of burst suppression were more likely to experience POD ($P<0.0001$). Another study from the same group included 618 elective surgery patients who underwent anaesthesia with a volatile anaesthetic; patients who experienced electroencephalogram suppression at lower volatile anaesthetic concentrations had a higher incidence of POD (35 vs. 17%) (OR 2.63; 95%CI [1.81 to 3.84]; $P<0.001$).¹⁴² Pedemonte *et al.*¹⁴³ carried out a retrospective analysis including 159 patients aged more than 60 years undergoing cardiac surgery and found that burst suppression activity duration was positively related to an increased POD risk (odds ratio, 3.79; 95%CI [1.5 to 9.6]; $P=0.005$), along with age (OR, 1.09; 95%CI [1.02 to 1.16]; $P=0.009$), abbreviated Montreal Cognitive Assessment (OR, 0.80; 95%CI [0.66 to 0.97]; $P=0.024$), and alpha power (OR, 0.75; 95%CI [0.59 to 0.96]; $P=0.025$). In a secondary analysis from Fritz *et al.*¹⁴⁴ of the data from the ENGAGES trial, which

enrolled 1113 patients aged 60 or older undergoing surgery with general anaesthesia patients were randomised to electroencephalogram-guided anaesthesia or usual care. Four hundred and thirty patients had evidence of preoperative abnormal cognition. Of these 151/430 (35%) patients had POD. Of the total effect size, 2.4%; 95%CI [0.6 to 4.8%] was an indirect effect mediated by electroencephalogram suppression. The author's concluded that a small portion of the total effect of preoperative abnormal cognition on POD was mediated by electroencephalogram suppression.

Raw EEG

Cooter Wright *et al.*¹⁴⁵ included 139 older surgical patients (age ≥ 65) and analysed the Duke Anaesthesia Resistance Scale: the average Bispectral index (BIS) divided by the quantity 2.5 minus the average age-adjusted end-tidal minimum alveolar concentration (aaMAC) inhaled anaesthetic fraction. The relationship between Duke Anaesthesia Resistance Scale and delirium risk was nonlinear, with higher delirium risk at lower Duke Anaesthesia Resistance Scale scores. Acker *et al.*¹⁴⁶ applied the multiscale entropy (MSE) in 50 adult patients (≥ 60 years) before and during surgery and found that MSE was not associated with delirium or attention. Koch *et al.*¹⁴⁷ included 237 patients aged at least 65 years in an observational study and performed the raw EEG analysis calculating the perioperative spectral edge frequency (SEF). The authors showed that lower preoperative SEF, absence of slowing in EEG while transitioning from

preoperative state to unconscious state, and lower EEG power in relevant frequency bands in both these states are related to POD development. Tanabe *et al.*¹⁴⁸ recruited 70 surgical patients included in an ongoing cohort study (Interventions for POD: Biomarker-3) and performed an EEG slow-wave activity (SWA) analysis on preoperative and postoperative days. They found that changes in occipitoparietal cortical SWA correlated with worsening delirium severity. Gutierrez *et al.*¹⁴⁹ conducted an exploratory observational study in 30 patients older than 60 years, scheduled for elective major abdominal surgery. The authors found that patients with POD or subsyndromal POD in comparison with the control group had a lower intraoperative absolute alpha-band power during anaesthesia (4.4 ± 3.8 vs. 9.6 ± 3.2 dB, $P = 0.0004$) and a lower relative alpha power (0.09 ± 0.06 vs. 0.21 ± 0.08 , $P < 0.0001$), independently of the anaesthetic dose.

Discussion

Anaesthesiologists should be trained not only to observe the Index number given by the processed EEG monitors (e.g. PSI or BIS) but also understand and interpret the raw EEG and the density spectral array.¹³⁹

In older patients, deep anaesthesia frequently causes burst suppression activity in the raw EEG,¹⁵⁰ which has been identified as a risk factor for POD.^{129,130,140–143} This EEG pattern – an isoelectric line with intermittent bursts – can easily be identified in the raw EEG if presented on the monitors. Thus, anaesthesiologists should ensure that the monitors they use provide raw EEG traces.

Additionally, it has been shown that reduced intraoperative alpha-band power is related to an increased risk of POD.^{147,149} Frontal coherent alpha-band and slow-delta-band power physiologically are triggered by a thalamo-cortical feedback mechanism induced by GABAergic activation.¹⁵¹ These frontal coherent alpha and slow-delta bands can be identified in the density spectral array given on the screen of EEG monitors. However, these EEG patterns are not only related to the dose of the anaesthetic agent given but also to age,^{150,152} to the preexisting cognitive function of the patients,^{153,154} cerebral perfusion¹⁵⁵ and premedication with a benzodiazepine.¹⁵⁶ Also, it should be noted that this alpha–delta pattern has been associated with connected consciousness intraoperatively¹⁵⁷ and hence, while it likely represents a state of adequate anaesthesia in the majority, some patients may not be unconscious.

In older patients, the EEG power is generally very low, so the alpha-band power might not be visible on the monitor when using the default power scale, and the operator should modify the sensitivity scale to better see the alpha power in the density spectral array (DSA) screen. This is related to the fact that the power range of fast oscillations

such as beta and alpha activity has a lower power than slow oscillations such as theta and delta activity. In general, faster oscillations are associated with conscious, cognitive active states and slow oscillations are associated with sleepiness and unconsciousness. Hence, there is a risk that older patients get overdoses of anaesthetic agents, because of false high-level Index parameters. This problem might be overcome if anaesthesiologists can interpret the density spectral array pattern. In older patients, it could be of help to increase the power sensitivity of the monitor, to make alpha-bands more clearly visible, and hence avoid overdosage of anaesthetic agents in these vulnerable patients.

Chapter 6: Pharmacological Treatment of POD and POD Outcomes

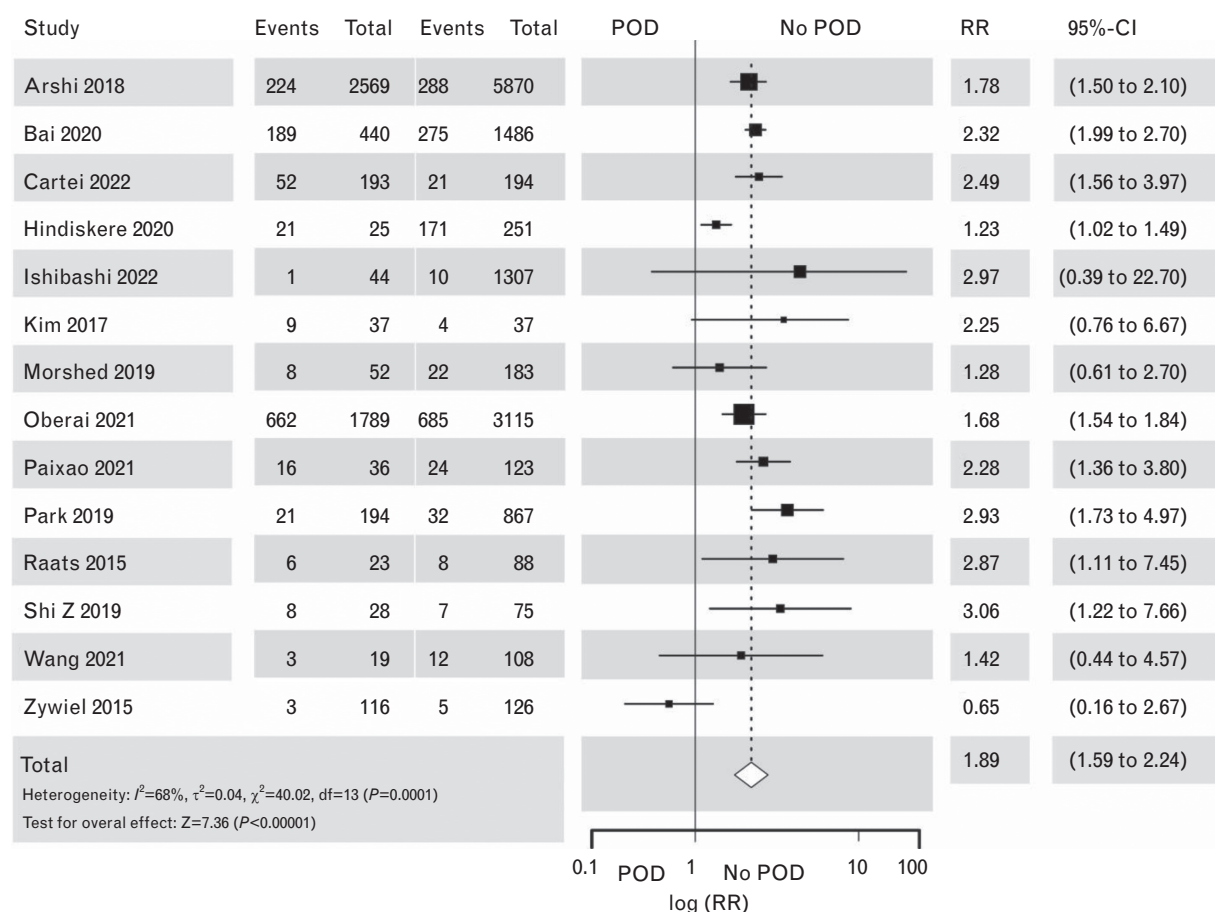
Authors: Claudia Spies, Nicola Latronico, Alasdair MacLulich, Anika Miller, Finn Radtke, Lisa Vasiljewa

Our systematic review of the studies on the treatment of POD and POD outcomes extracted from the broad search results (for details, see Supplement Figure S10, <http://links.lww.com/EJA/A851>) confirmed the findings of the first guideline version:¹ patients suffering from POD have worse outcomes compared with patients who do not. POD had a significant impact on long-term mortality in noncardiac and cardiac surgery^{158–173} (Figs. 8 and 9, the corresponding Funnel plots are Supplement Figures S11, <http://links.lww.com/EJA/A851> and S12, <http://links.lww.com/EJA/A851>). Surprisingly two of sixteen studies showed no decline in mortality associated with POD.^{159,174} POD further impacted on ICU length of stay (LoS) in cardiac surgery patients^{175–179} (Fig. 10 the corresponding Funnel plots is Supplement Figure S13, <http://links.lww.com/EJA/A851>) and hospital LoS for both cardiac and noncardiac surgical patients^{167,168,174,180–189} (Figs. 11 and 12, the corresponding Funnel plots are Supplement Figure S14, <http://links.lww.com/EJA/A851> and S15, <http://links.lww.com/EJA/A851>). Overall, 12 vs. 9 RCTs showed a significant negative effect of POD on hospital LOS.

POD led to higher costs.^{163,175,189,190} Meta-analysis of underlying health economics studies was not possible because of different currency and billing systems. The need for nursing care after hospital stay is more frequently required in POD patients compared with patients without POD^{161,163,168,172,184,191–195} (Fig. 13).

The objective of our working group was to find evidence-based information on different options of pharmacological interventions for POD, and to evaluate their efficacy as well as their harms and benefits. The first-line measures for prevention and treatment of POD are nonpharmacological. Only when there is severe and intractable distress should medications be used. For pharmacological therapy of POD, there are different treatment options available for the different delirium symptoms. For example, hallucinations can occur in patients with POD even

Fig. 8 Forest plot for mortality in patients with postoperative delirium after noncardiac surgery vs. patients with no postoperative delirium. The corresponding Funnel plot is shown in Supplement Figure S11, <http://links.lww.com/EJA/A851>.



when they are oriented, and if distressing they could be treated with antipsychotics, if nonpharmacological measures have failed.

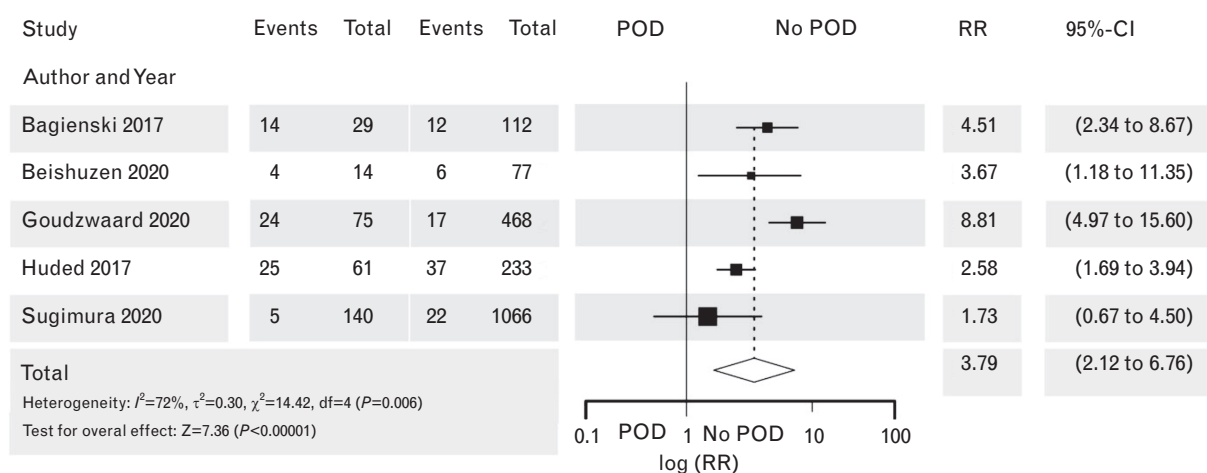
When nonpharmacological measures have failed, a pharmacological treatment should be considered. Although there is little-to-no evidence from RCTs on the treatment of specific single symptoms, the following **symptom-oriented** treatment options are possible suggestions and should be carefully considered:

- (1) Psychotic symptoms/hallucinations (using a validated monitoring such as the Questionnaire for Psychotic Experiences, QPE¹⁹⁶): Neuroleptics [haloperidol, e. g. starting with 0.125 to 0.25 mg single dose, maximum dose per day less than 3 mg (mortality increased ≥ 6 mg day⁻¹), risperidone (starting with 0.125 mg single dose), olanzapine, quetiapine]
- (2) Pain (using a validated monitoring such as NRS/VAS^{197,198} or BPS-NI/PAINAD¹⁹⁹): opioid-based analgesia

- (3) Day/night rhythm disorders (Richards–Campbell Sleep Questionnaire²⁰⁰): melatonin
- (4) Anxiety (FAS²⁰¹): short-acting benzodiazepines with bolus-wise applications of low doses
- (5) Agitation (Richmond Agitation and Sedation Scale, RASS)²⁰² in ICU settings, alpha-2 agonists, for fluctuating symptoms, drugs with a short context-sensitive half-life (e.g. propofol)
- (6) Vegetative symptoms (clinical appearance): in ICU settings, alpha-2 agonists, if necessary, beta-blockers to treat sinus tachycardia
- (7) Delirium in the presence of alcohol withdrawal syndrome (diagnosis of exclusion, after considering all other diagnoses²⁰³): long-acting benzodiazepines (e.g. diazepam, lorazepam)

If POD is detected, patients should not be discharged from the recovery room to the ward without having started cause-based and symptom-based treatment. The longer the delirium lasts and the later the treatment

Fig. 9 Forest plot for overall mortality in patients with postoperative delirium after cardiac surgery vs. patients with no postoperative delirium. The corresponding Funnel plot is shown in Supplement Figure S12, <http://links.lww.com/EJA/A851>.



starts, the more likely cognitive decline and worse clinical outcomes may be expected.²⁰⁴

Delirium in the presence of alcohol withdrawal syndrome is a special sub-form of delirium, which can occur in the perioperative setting as well, and it is challenging to differentiate the overlap with other forms of delirium.²⁰⁵ The diagnosis of delirium in the presence of alcohol withdrawal syndrome is a clinical diagnosis of exclusion, after considering all other diagnoses.²⁰³ Therapy of alcohol withdrawal delirium is based on long-acting benzodiazepines (e.g. diazepam, lorazepam).²⁰³

PICO 16: Should antipsychotics be used for the treatment of POD?

Recommendation 6.1	Quality of the Evidence	Strength of recommendation
We suggest using low-dose haloperidol for the treatment of POD if nonpharmacological measures fail. We advise a short-term, symptom-oriented therapy. The application should be bolus-wise and with the lowest dose possible. Use antipsychotic drugs with caution or not at all for people with preexisting neurologic conditions, such as Parkinson's disease or Lewy bodies dementia.	Very low RCT: Fukata et al., 2017 ²⁰⁴ SR: Shen et al., 2018 ²⁰⁷	Weak

Fig. 10 Forest plot for length of ICU stay in hours in patients with postoperative delirium after cardiac surgery vs. patients with no postoperative delirium. The corresponding Funnel plot is shown in Supplement Figure S13, <http://links.lww.com/EJA/A851>.

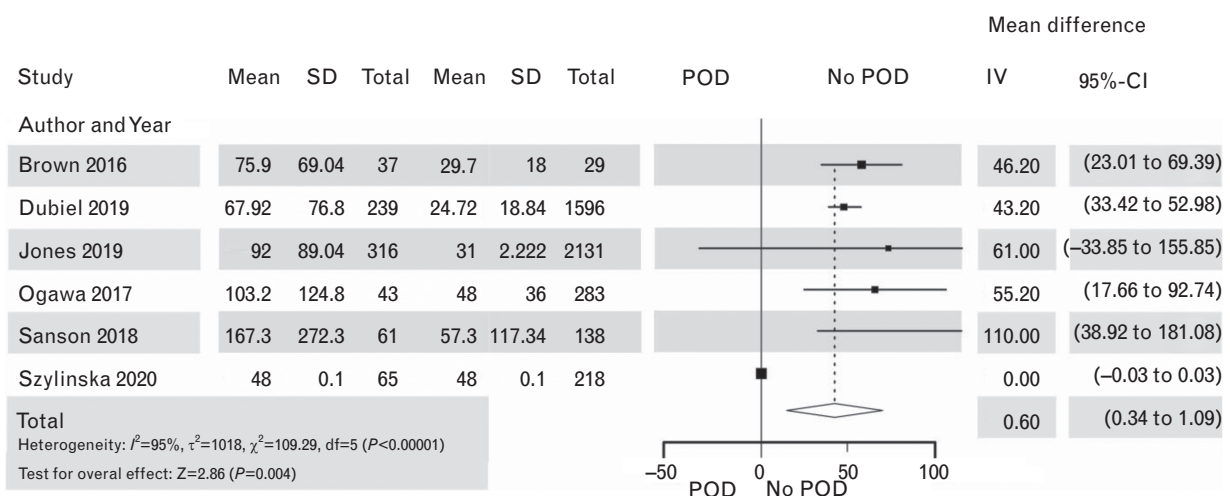
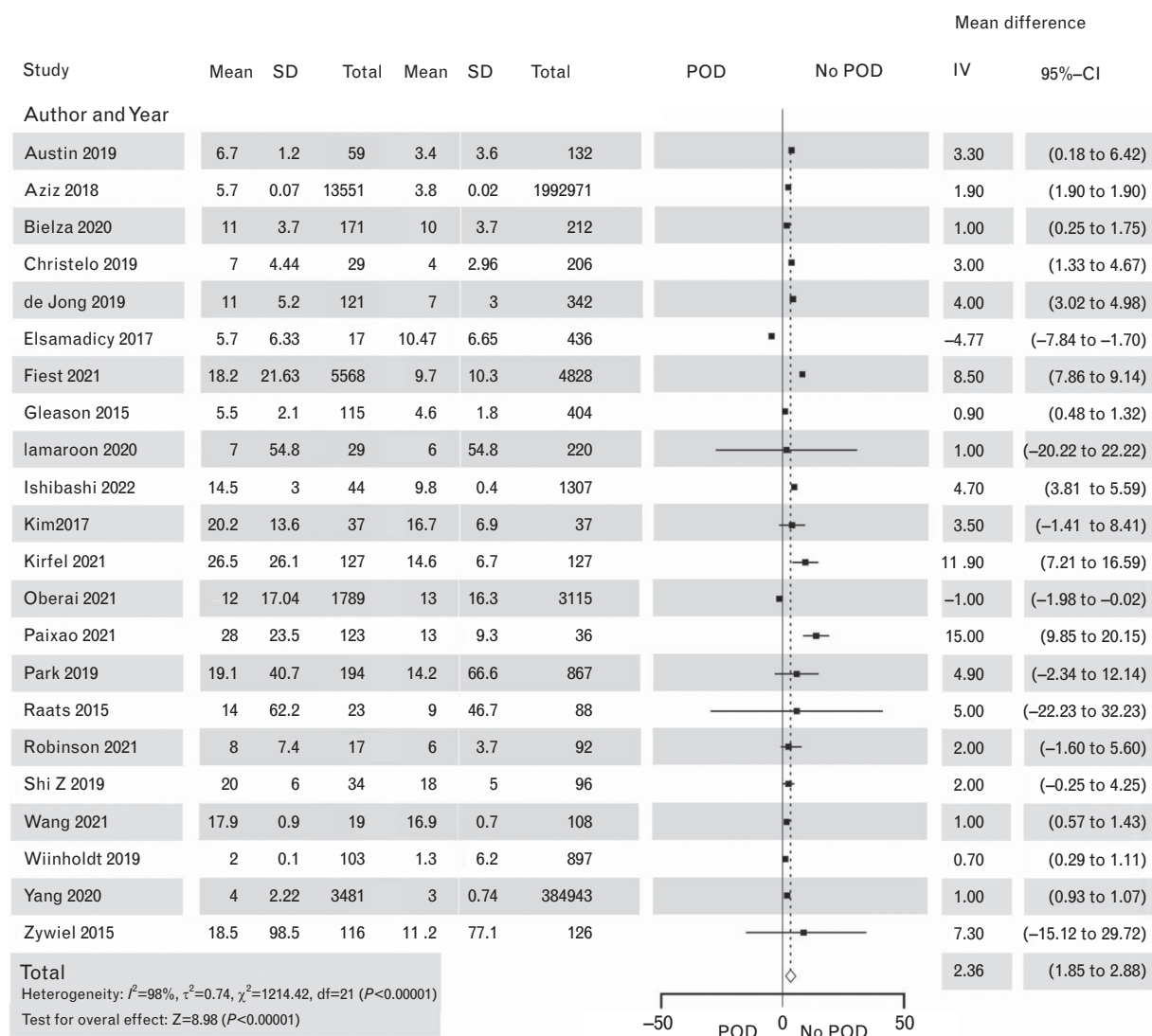


Fig. 11 Forest plot for hospital length of stay in days in patients with postoperative delirium after noncardiac surgery vs. patients with no postoperative delirium. The corresponding Funnel plot is shown in Supplement Figure S14, <http://links.lww.com/EJA/A851>.



The evidence in support of the use of antipsychotics for POD treatment remains inconsistent and controversial. Postsurgical administration of haloperidol or atypical antipsychotics seems to alleviate POD and treat hallucinations as part of psychotic symptoms.^{206,208–210} It also showed several adverse effects, such as hypotension, sedation,²¹¹ extrapyramidal symptoms,²¹² and QT-prolongation.^{206,209,210} Most analysed randomised-controlled studies on the use of antipsychotics for POD treatment showed no positive effects on delirium overall. There was one systematic review with moderate certainty of the evidence, which included 12 RCTs on the treatment of POD with haloperidol and atypical antipsychotics and revealed no significant effect on delirium severity, delirium duration, mortality, hospital and ICU lengths of

stay.²¹⁰ It also concluded that low-dose haloperidol therapy has comparable efficacy and side effect rates to atypical neuroleptics.

We consider it necessary to emphasise that the studies included in the narrative synthesis were very heterogeneous, both in terms of the timing of drug application and the dosage of antipsychotics administered. They were often used for sedation and not strictly symptom-oriented, so neither harm nor benefit could be clearly proven.

Our analysis of five RCTs and two systematic reviews suggests that intravenous administration of haloperidol for the treatment of POD is still inconsistent but may slightly reduce the worsening of POD^{206,209} as well as the ICU LoS.²¹³ Low-dose haloperidol demonstrated

Fig. 12 Forest plot for hospital length of stay in days in patients with postoperative delirium after cardiac surgery vs. patients with no postoperative delirium. The corresponding Funnel plot is shown in Supplement Figure S15, <http://links.lww.com/EJA/A851>.

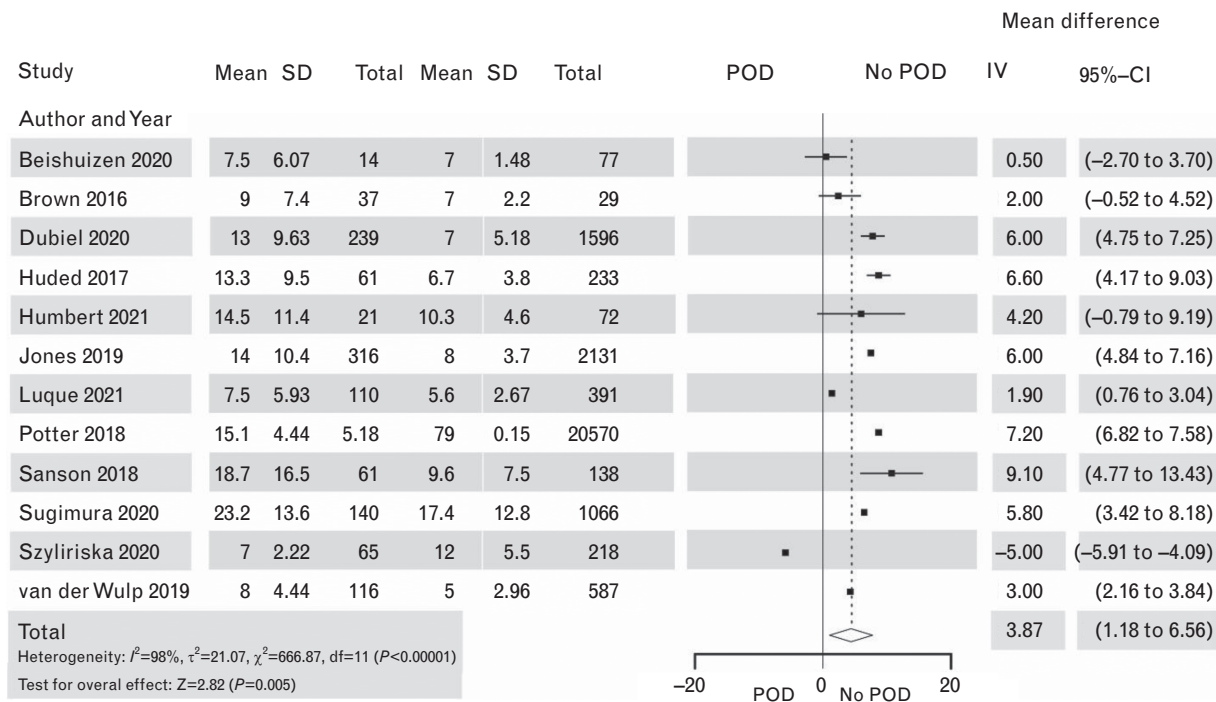
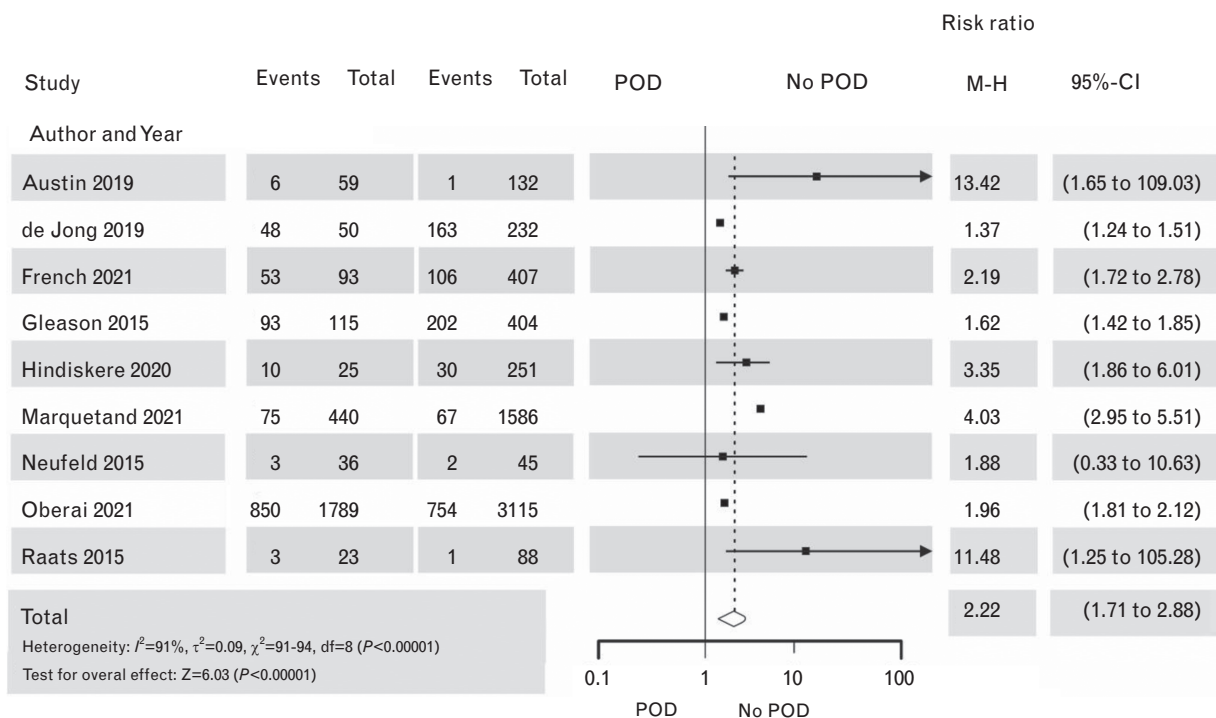


Fig. 13 Forest plot of need for nursing care in patients with postoperative delirium after noncardiac surgery vs. patients with no postoperative delirium. The corresponding Funnel plot is shown in Supplement Figure S16, <http://links.lww.com/EJA/A851>.



comparable efficacy and side effect rates to atypical neuroleptics,^{207,210} whereby the atypical neuroleptics showed a slightly lower incidence of adverse effects.²¹⁰

In a systematic review from Neufeld *et al.*,²¹⁰ antipsychotics for the treatment of delirium were analysed. They had no subgroup for POD, so that we could not adopt this review to our guideline because of a high proportion of nonsurgical patients suffering from delirium. In the included patients, collectively, no benefits of antipsychotic treatment for delirium was found.

Regarding the benefits and harms of haloperidol or other antipsychotics for delirium therapy, it is uncertain if there are clear benefits, and the risk of undesired side effects remains. Delirium is a complex disorder, and there is no single drug intervention that plausibly could treat all cases of delirium.²¹⁴ Therefore, the concept of a drug treatment for delirium as a whole is flawed. However, in some circumstances, the use of antipsychotics might provide some benefit. There is no clear evidence for this, but expert consensus from published guidelines and standards supports limited use of antipsychotics only for severe distress particularly in the context of psychosis, and/or if hyperactivity and/or agitation is causing significant safety concerns when nonpharmacological interventions have been insufficiently effective or if the indication is urgent. We advise a short-term, symptom-oriented therapy. The application should be bolus-wise and with the lowest dose (suggestion on the initial dose in the elderly: 0.125 to 0.25 mg haloperidol): especially in elderly patients, who are considered being at particular risk of developing delirium after surgery and in which the sedative effect of antipsychotics predominates.

Antipsychotic drugs should be used with caution or not at all in patients with certain preexisting neurologic conditions, such as Parkinson's disease or Lewy bodies dementia.

PICO 17: Should benzodiazepines be used for the treatment of POD?

Recommendation 6.2	Quality of the evidence	Strength of recommendation
The use of benzodiazepines for the treatment of delirium in postoperative patients is not suggested. The evidence for the benefits of benzodiazepine therapy for treating POD symptoms or the underlying causes is very low to nonexistent. This recommendation is not to be confused with delirium in the context of alcohol withdrawal, where benzodiazepines are recommended symptom orientated as the first-line medication (in a bolus-titrated dosage, lowest as possible).	Very low Yapici <i>et al.</i> , 2011 ²¹⁵	Weak

Benzodiazepines act at the γ -aminobutyric acid receptor (GABA-A) and mediate via anxiolytic, amnesic, sedative and anticonvulsant effects via various subunits. In some hospitals, benzodiazepines are still an integral part of sedation in ICUs and are used routinely to treat agitation and other symptoms. Dependence can occur even at therapeutic doses and carries the risk of developing withdrawal symptoms. Benzodiazepines often have active metabolites with a greater half-life than the basic substance itself, which increases the risk of accumulation, especially in patients with organ dysfunction requiring intensive care. Midazolam, in particular, is associated with a risk of accumulation because of its poor controllability. The certainty of the evidence for the use of benzodiazepines in treatment strategies for POD was very low to nonexistent. In the studies analysed here, there was only one RCT using benzodiazepines for the treatment of POD. Its efficacy was lower compared with alpha-2 agonists.²¹⁵

Therefore, a symptom-orientated medication is essential in a bolus-titrated dosage, as low as possible.

PICO 18: Should alpha-2 agonists be used for the treatment of POD?

Recommendation 6.3	Quality of the evidence	Strength of recommendation
We suggest using dexmedetomidine for the treatment of postoperative delirium in cardiac surgery.	Very low RCT: Yapici <i>et al.</i> , 2011 ²¹⁵ /SR: Pieri <i>et al.</i> , 2019 ²¹⁶ (based on Yapici 2011) RCT: Shokri and Ali, 2019 ⁶¹	Weak

The importance of alpha 2-adrenoceptor agonists has increased in recent years, both clinically and economically. There is evolving evidence of the beneficial use of alpha 2-adrenoceptor agonists, particularly in elderly patients with delirium, although the underlying pathological mechanisms are still uncertain. Clinically, these agents are primarily characterised by analgesic, sedative, anxiolytic and antihypertensive effects. They also lower sympathetic tone. In Europe, dexmedetomidine is approved by the EMA for mild-to-moderate sedation levels from Richmond Agitation and Sedation Scale (RASS) 0 to RASS -3. Deeper sedation with dexmedetomidine in younger adults is currently being discussed as being harmful in these patients, while it may be beneficial in older surgical patients.²¹⁷

Regarding POD treatment studies with alpha 2-adrenoceptor agonists, there is little evidence. We analysed eight studies using dexmedetomidine in the perioperative context. Seven of the eight studies were in cardiac surgery patients, including one systematic review. Therefore, no recommendation on alpha 2-adrenoceptor

agonists for delirium treatment in noncardiac surgical patients is possible. Some of the studies included in our analysis overlapped with the studies included in the chapter on pharmacologic prevention of POD. In some study protocols, the investigated drug continued to be used even after the onset of POD. Thus, like the authors of the section on pharmacologic prevention of POD, the authors of the present section made the judgement that it was reasonable to draw some conclusions about the therapeutic effectiveness from these studies.⁶¹ We chose delirium duration as our outcome for therapeutic effectiveness, and we rated delirium incidence as a preventive effect, when the investigational drug was started before delirium occurred.

Certainty in reduction of severity of POD was rated from very low to low because of serious risk of bias: not all studies fulfilling POD assessment criteria included in the meta-analysis distinguished between POD and ICU delirium in postoperative patients, nor between preventive and treatment effects of dexmedetomidine. Two of the eight analysed studies lacked blinding of the participating physicians.

There is moderate certainty of evidence that postoperative patients receiving dexmedetomidine may lower delirium duration^{57,59,61} and also mortality rates compared with patients receiving placebo, propofol or clonidine infusion.^{42,61} The heterogeneity of the studies made meta-analysis inappropriate (Supplement Figure S17, <http://links.lww.com/EJA/A851>). There is low-to-moderate certainty of evidence that postoperative administration of dexmedetomidine is likely to reduce time to extubation,^{42,53,215} hospital LoS,^{42,57,61} ICU LoS^{42,61} and time to onset of delirium.⁵⁷ The main limitations in all studies analysed were considerable imprecision (small sample sizes) and significant indirectness (i.e. mixed ICU and surgical patients, different timing or dosage of dexmedetomidine administration). As only one RCT used another alpha 2-adrenoceptor agonist (clonidine) as a comparator to dexmedetomidine,⁶¹ the panel decided to use 'dexmedetomidine' in the suggestion.

Another concern with the use of alpha 2 agonists for POD treatment is their dependence on availability in different hospitals. Dexmedetomidine appears to be more expensive, but it is associated with significant cost reduction because of shorter ICU/hospital stays.²¹⁸ The trials were all conducted in a hospital setting. The use of dexmedetomidine for POD treatment was only recommended for cardiac surgery patients, as most of the studies included in the analyses focused on this patient population.

Melatonin (no recommendation due to severe bias)

Three RCTs from 2021 were included in the final analysis. All studies investigated the effect of melatonin on POD.^{63,219,220} Due to the small number of studies, their

serious indirectness and imprecision, and resulting low to very low grade of evidence, no recommendations could be made for the use of melatonin in the treatment of POD. The panel discussed the matter and voted unanimously.

Other medications (no recommendation due to insufficient data)

No recommendations could be made for the use of other drugs (namely pregabalin, gabapentin, rosuvastatin and morphine sulphate)^{68,211,221} for POD therapy in a hospital setting due to the lack of adequate studies (only one study of each drug fulfilling our POD criteria).

Discussion

Despite the enormous amount of newly published research results on POD, significant changes in recommendations regarding either prevention or treatment are absent. Healthcare resources are almost exclusively absorbed by curative strategies. The prevention of POD requires multicomponent strategies delivered by multidisciplinary teams and ideally starting weeks before an elective surgery. No two older patients with planned (or unplanned) surgery will have the same risk profile and will, thus, equally profit from a standardised prevention plan. However, such standardised strategies are necessary to allow the common evidence-based pathways from RCTs to evidence-to-decision-based recommendations and suggestions. This seems appropriate in RCTs on anaesthetic drugs where randomisation and (even triple) blinding is easily feasible.

However, in studies on neuromonitoring or in studies on nonpharmacologic multicomponent interventions, blinding the study personnel is much more challenging. Additionally, multicomponent strategies usually offer a set of different treatment options, which are tailored to the specific risk profile of the single patient. Thus, within a single study, not all participants in the intervention group receive the same set of interventions, and not all participants even receive all the interventions they were allocated.⁹⁸ This makes it difficult to correctly judge the efficacy of certain approaches. It makes it even more difficult to pool evidence from different studies on multicomponent interventions. It is, however, obvious that there is no 'one-size-fits-it-all' solution, which can be recommended. Pre-post study designs could overcome some of these problems. However, when examining the many clinical or registry-based studies using a pre-post study design, it turned out that often participants in the intervention period of the study were prospectively evaluated for POD, while diagnoses of POD in control patients were derived from retrospective chart reviews or discharge letters. Even the prospective assessment of POD substantially varied between studies, which hampered pooling of study results.

Substantial improvements in study design and measurement methodologies are warranted. For the future, it is highly recommended that assessments focus on either the reference standard DSM-5-based definition of POD, or on tools that are validated against a reference standard. This means using a validated reference standard method or tool suitable for the setting and the patient population.²¹⁴ Considering the fluctuating course of POD during the day, the Task Force and Advisory board of this guideline further recommends for all future POD studies to start screening for POD in the recovery room. The screening for POD should be continued at least until day 3 after surgery and at least twice a day. In addition, the suspected underlying medical reason for POD is important to describe and should additionally be documented for each POD assessment.

Apart from study data, it is also desirable to rely more on structured routine data annotated in a register-based format with an internationally accepted and agreed terminology, such as the Systematized Nomenclature of Medicine (SNOMED)²²² from the International Health Terminology Standards Development Organisation (IHTSDO). Then artificial intelligence-based algorithms could be developed to evaluate the effectiveness of certain interventions in routine clinical practice more reliably. As a minimum, it requires an identical assessment of POD before and after an (newly implemented) intervention and a set of standard variables to characterise the patient before surgery and agreement on how to measure (in addition to POD) other important clinically and patient-related outcomes.

For precipitating factors associated with anaesthesia and surgery, it is relevant to monitor cerebral effects of anaesthesia through neuromonitoring on a level that considers drug-specific and patient-specific patterns as is already done during monitoring of circulation parameters. Based on adequate staff training, the anaesthesiologists should likely avoid burst suppression in their patients. In addition, other causes relevant to surgery such as inflammation, circulation-based hypoxic states, and haemodynamic instabilities require clinical trials to demonstrate effective interventions.

For both ERAS-inspired approaches combining nonpharmacological and pharmacological treatments, future studies should holistically integrate elements of personalised medicine from genetic makeup, molecular mechanisms, clinical phenomenology to subjective feelings and views of patients and their relatives. Patients' needs should be adequately addressed through a 360° appraisal. Delirium intervention trials have mostly used the blunt approach of considering delirium as a binary outcome; future studies should allow for studying the effects of interventions on particular symptoms of delirium such as distress and psychosis to better enable targeting of treatments. Finally, it will also be beneficial to better understand positive

trajectories, when POD does not occur and also when patients not only recover to their presurgical status but also clearly benefit from their surgical and anaesthesiological treatment. Further advances in anaesthesia and surgery techniques as well as in geriatric peri-operative care will decrease or even eliminate the risk of negative cognitive trajectories after geriatric surgery.

Executive summary

Life expectancy is still increasing and a 65-year-old European has around 20 more years to live.²²³ The need for surgery (and the accompanying need for anaesthesia) rises with increasing age.^{224,225} Consequently, over the next decades, surgery-related and anaesthesia-related complications such as POD will increase in absolute numbers. To reduce both the individual and the societal burden of POD and its long-term sequelae, preventive strategies are necessary. This requires knowledge, understanding, training and intention on the part of the entire peri-operative and postoperative team. Implementation of dedicated pathways for the prevention, screening and eventual treatment of POD in the clinical routine is urgently warranted. Such implementation concerns the evaluation of preoperative risk factors for POD (recommendation 2.1), the use of prophylactic drugs, biomarkers, type of surgery or anaesthesia (recommendations 3.1 to 3.4) and the implementation of nonpharmacological interventions (recommendations 4.1 to 4.3). Neuromonitoring (recommendations 5.1 and 5.2) plays a crucial role in the prevention of POD. If POD is not avoidable and nonpharmacological measures fail, pharmacological treatment options exist (recommendations 6.1 to 6.3). Research on POD has strongly intensified within the last decade, and findings on basic pathophysiological mechanisms will continue to emerge over the next decade, thus crystallising or revising current understanding. As with all rapidly developing fields, current conclusions will be subject to revision in years to come.

Recommendation 2.1	Quality of the evidence	Strength of recommendation
We recommend evaluating the following preoperative risk factors for POD: (1) older age, (2) American Society of Anesthesiology Physical status score > 2, (3) Charlson Comorbidity Index ≥ 2 and (4) Mini Mental State Examination score lower than 25 points	Moderate	Strong
Recommendation 3.1	Quality of the evidence	Strength of recommendation
In patients undergoing surgery, we do not suggest the use of any drug as a prophylactic measure to reduce the incidence of POD.	Low	Weak

Recommendation 3.2	Quality of the evidence	Strength of recommendation
When dexmedetomidine is used intra-operatively or postoperatively with the aim to prevent POD, we recommend balancing the expected benefits against the most important side effects (bradycardia and hypotension).	Moderate	Strong

Recommendation 3.3	Quality of the evidence	Strength of recommendation
In patients undergoing surgery, we do not suggest any specific type of surgery or type of anaesthesia to reduce the incidence of POD.	Low	Weak

Recommendation 3.4	Quality of the evidence	Strength of recommendation
We do not suggest using biomarkers to identify patients at risk of POD.	Low	Weak

Recommendation 4.1	Quality of the evidence	Strength of recommendation
We recommend that preoperative anaesthesia consultation in older adults includes the screening for risk factors for POD and addresses patients' needs to optimise their preoperative status.	Low	Strong

Recommendation 4.2	Quality of the evidence	Strength of recommendation
We recommend that the results of the screening for POD risk factors are shared among the care team and the preventive strategies discussed and registered in the medical records.	Low	Strong

Recommendation 4.3	Quality of the evidence	Strength of recommendation
We recommend multicomponent nonpharmacological interventions in all patients at risk of POD.	Moderate	Strong

Recommendation 5.1	Quality of the evidence	Strength of recommendation
We suggest Index-based EEG-monitoring depth of anaesthesia guidance to decrease the risk of POD.	Low	Weak

Recommendation 5.2	Quality of the evidence	Strength of recommendation
We suggest multiparameter, intraoperative EEG monitoring (burst suppression, density spectral array, DSA) during anaesthesia to decrease the risk of POD.	Low	Weak

Recommendation 6.1	Quality of the evidence	Strength of recommendation
We suggest using low-dose haloperidol for the treatment of POD if nonpharmacological measures fail. We advise a short-term, symptom-oriented therapy. The application should be bolus-wise and with the lowest dose possible. Use antipsychotic drugs with caution or not at all for people with preexisting neurologic conditions, such as Parkinson's disease or Lewy bodies dementia.	Very low	Weak

Recommendation 6.2	Quality of the evidence	Strength of recommendation
The use of benzodiazepines for the treatment of delirium in postoperative patients is not suggested. The evidence for the benefits of benzodiazepine therapy for treating POD symptoms or the underlying causes is very low to nonexistent. This recommendation is not to be confused with delirium in the context of alcohol withdrawal, where benzodiazepines are recommended symptom orientated as the first-line medication (in a bolus-titrated dose, lowest as possible).	Very low	Weak

Recommendation 6.3	Quality of the evidence	Strength of recommendation
We suggest using dexmedetomidine for the treatment of POD in cardiac surgery.	Very low	Weak

Acknowledgements relating to this article

This guideline is published under a CC BY 4.0 licence (<https://creativecommons.org/licenses/by/4.0>). This means that - as long as the guideline title and the authors names are correctly cited - scientists, health care workers and policy makers are permitted the unrestricted use of its contents and recommendations. The use of the guideline is allowed and its implementation may be promoted through institutional clinical pathways, apps, AI supported apps, standard operating procedures (SOPs), process instructions, data storage and data sciences.

Assistance with the article: none.

Assistance with the GRADE methodology: this work was supported by Professor Ina Kopp and Dr Monika Nothacker from the Association of the Scientific Medical Societies in Germany (AWMF).

Financial support and sponsorship: this work was funded by the ESAIC in Brussels to the members of the Task Force and the Guideline Chair, Dr CDS, and by institutional resources of the members of the Task Force and the Advisory Board (see authors' list).

Conflicts of interest: For the Task Force, CA received honoraria or consultation fees from Becton and Dickinson. CDS received grants or contracts from the German Research Society (DFG); German Aerospace Center (DLR); Einstein Foundation Berlin; Federal Joint Committee (G-BA); Non-Profit Society Promoting Science and Education (Stifterverband); European Society of Anaesthesiology and Intensive Care (ESAIC); Federal Ministry for Economic Affairs and Climate Action (BMWi); Robert Koch Institute Berlin (RKI); Georg Thieme Verlag; Dr F. Köhler Chemie GmbH; Sintetica GmbH; Max-Planck-Gesellschaft zur Förderung der Wissenschaften e.V.; Medtronic; Philips Electronics Nederland BV. CDS has International Patent (IP) planned, issued or pending [15753 627.7 (GER;AT;CH;LI;DE;FR;GB;NL); PCT/EP 2015/067731 (USA), 3 174 588 (GER;CH;LI;DE;FR;NL), 10 2014 215 211.9, 10 2018 114 364.8, 10 2018 110 275.5, 50 2015 010 534.8, 50 2015 010 347.7, 10 2014 215 212.7]. CDS has an unpaid leadership or fiduciary role in other board, society, committee or advocacy group: Association of the Scientific Medical Societies in Germany (AWMF); DFG review boards; German National Academy of Sciences (Leopoldina). All other members of the Task Force declare no conflicts of interest.

For the Advisory Board, PA received honoraria or consultation fees from Merck Sharp Dohme; AC participated in a Nestlé-sponsored speaker's bureau; CC received grants and research supports from Ionis Therapeutics and honoraria or consultation fees from Exalys Therapeutics. SK received grants and research supports from DFG and honoraria or consultation fees from Medtronic and the ESAIC. SK has, together with Dr CDS, International Patent (IP) planned, issued or pending (10 2018 114 364.8, 10 2018 110 275.5, 19 72 1581.7, 19 73 2938.6). FR received grants and research supports from Medtronic as well as honoraria or consultation fees from Medtronic. ARB received honoraria or consultation fees from Nestlé, Fresenius Kabi, Nutricia and VIPUN. AS is unsalaried advisor of Prolira, a Start-up company, which develops a delirium monitor. The profits are used for scientific research only. BW received grants and research supports from Teladoc Health GmbH and honoraria or consultation fees from Orion Pharma Ltd and Dr F. Köhler Chemie. All other members of the Advisory Board declare no COI.

Presentation: none.

This manuscript was handled by Charles Marc Samama.

References

- Aldecoa C, Bettelli G, Bilotta F, et al. European Society of Anaesthesiology evidence-based and consensus-based guideline on postoperative delirium. *Eur J Anaesthesiol* 2017; **34**:192–214.
- Guyatt G, Oxman AD, Akl EA, et al. GRADE guidelines: 1. Introduction- GRADE evidence profiles and summary of findings tables. *J Clin Epidemiol* 2011; **64**:383–394.
- Akl EA, Guyatt GH, Irani J, et al. Might or 'suggest'? No wording approach was clearly superior in conveying the strength of recommendation. *J Clin Epidemiol* 2012; **65**:268–275.
- Schumemann H, Brożek J, Guyatt G, et al. GRADE handbook. Grading of Recommendations Assessment, Development and Evaluation, Grade Working Group. 2013.
- Mashour GA, Palanca BJ, Basner M, et al. Recovery of consciousness and cognition after general anesthesia in humans. *Elife* 2021; **10**: e59525.
- Murray C, Sanderson DJ, Barkus C, et al. Systemic inflammation induces acute working memory deficits in the primate brain: relevance for delirium. *Neurobiol Aging* 2012; **33**:603.e3–616.e3.
- Terrando N, Rei Fidalgo A, Vizcaychipi M, et al. The impact of IL-1 modulation on the development of lipopolysaccharide-induced cognitive dysfunction. *Crit Care* 2010; **14**:R88.
- Cibelli M, Fidalgo AR, Terrando N, et al. Role of interleukin-1beta in postoperative cognitive dysfunction. *Ann Neurol* 2010; **68**:360–368.
- Terrando N, Monaco C, Ma D, et al. Tumor necrosis factor-alpha triggers a cytokine cascade yielding postoperative cognitive decline. *Proc Natl Acad Sci U S A* 2010; **107**:20518–20522.
- Feng X, Valdearcos M, Uchida Y, et al. Microglia mediate postoperative hippocampal inflammation and cognitive decline in mice. *JCI Insight* 2017; **2**:e91229.
- Miller-Rhodes P, Kong C, Baht GS, et al. The broad spectrum mixed-lineage kinase 3 inhibitor URM-099 prevents acute microglialosis and cognitive decline in a mouse model of perioperative neurocognitive disorders. *J Neuroinflammation* 2019; **16**:193.
- Plaschke K, Schulz S, Rulof R, et al. In-depth characterization of the neuroinflammatory reaction induced by peripheral surgery in an animal model. *J Neural Transm (Vienna)* 2018; **125**:1487–1494.
- Zhou Y, Wang J, Li X, et al. Neuroprotectin D1 protects against postoperative delirium-like behavior in aged mice. *Front Aging Neurosci* 2020; **12**:582674.
- Sultan ZW, Jaekel ER, Krause BM, et al. Electrophysiological signatures of acute systemic lipopolysaccharide-induced inflammation: potential implications for delirium science. *Br J Anaesth* 2021; **126**:996–1008.
- Griffin EW, Skelly DT, Murray CL, et al. Cyclooxygenase-1-dependent prostaglandins mediate susceptibility to systemic inflammation-induced acute cognitive dysfunction. *J Neurosci* 2013; **33**:15248–15258.
- Chen L, Zhou Y, Wang J, et al. The adenosine A2A receptor alleviates postoperative delirium-like behaviors by restoring blood cerebrospinal barrier permeability in rats. *J Neurochem* 2021; **158**:980–996.
- Kho W, von Haefen C, Paeschke N, et al. Dexmedetomidine restores autophagic flux, modulates associated microRNAs and the cholinergic anti-inflammatory pathway upon LPS-treatment in rats. *J Neuroimmune Pharmacol* 2021; **17**:261–276.
- Zhang L, Xiao F, Zhang J, et al. Dexmedetomidine mitigated NLRP3-mediated neuroinflammation via the ubiquitin-autophagy pathway to improve perioperative neurocognitive disorder in mice. *Front Pharmacol* 2021; **12**:646265.
- Xu Y, Gao G, Sun X, et al. ATPase inhibitory factor 1 is critical for regulating sevoflurane-induced microglial inflammatory responses and Caspase-3 activation. *Front Cell Neurosci* 2021; **15**:770666.
- Acharya NK, Goldwaser EL, Forsberg MM, et al. Sevoflurane and Isoflurane induce structural changes in brain vascular endothelial cells and increase blood-brain barrier permeability: possible link to postoperative delirium and cognitive decline. *Brain Res* 2015; **1620**:29–41.
- Satomoto M, Sun Z, Adachi YU, et al. Sevoflurane preconditioning ameliorates lipopolysaccharide-induced cognitive impairment in mice. *Exp Anim* 2018; **67**:193–200.
- Evered LA, Chan MTV, Han R, et al. Anaesthetic depth and delirium after major surgery: a randomised clinical trial. *Br J Anaesth* 2021; **127**:704–712.
- Lu Y, Chen L, Ye J, et al. Surgery/Anesthesia disturbs mitochondrial fission/fusion dynamics in the brain of aged mice with postoperative delirium. *Aging (Albany NY)* 2020; **12**:844–865.
- Zhang MD, Barde S, Yang T, et al. Orthopedic surgery modulates neuropeptides and BDNF expression at the spinal and hippocampal levels. *Proc Natl Acad Sci U S A* 2016; **113**:E6686–E6695.
- Nemoto A, Goyagi T, Nemoto W, et al. Low skeletal muscle mass is associated with perioperative neurocognitive disorder due to decreased neurogenesis in rats. *Anesth Analg* 2022; **134**:194–203.
- Kealy J, Murray C, Griffin EW, et al. Acute inflammation alters brain energy metabolism in mice and humans: role in suppressed spontaneous activity, impaired cognition, and delirium. *J Neurosci* 2020; **40**:5681–5696.
- Femenia T, Gimenez-Cassina A, Codeluppi S, et al. Disrupted neuroglial metabolic coupling after peripheral surgery. *J Neurosci* 2018; **38**:452–464.
- Zhang J, Gao J, Guo G, et al. Anesthesia and surgery induce delirium-like behavior in susceptible mice: the role of oxidative stress. *Am J Transl Res* 2018; **10**:2435–2444.
- Davis DHJ, Skelly DT, Murray C, et al. Worsening cognitive impairment and neurodegenerative pathology progressively increase risk for delirium. *Am J Geriatr Psychiatry* 2015; **23**:403–415.
- Lopez-Rodriguez AB, Hennessy E, Murray CL, et al. Acute systemic inflammation exacerbates neuroinflammation in Alzheimer's disease: IL-1beta drives amplified responses in primed astrocytes and neuronal network dysfunction. *Alzheimers Dement* 2021; **17**:1735–1755.

- 31 Wang P, Velagapudi R, Kong C, *et al.* Neurovascular and immune mechanisms that regulate postoperative delirium superimposed on dementia. *Alzheimers Dement* 2020; **16**:734–749.
- 32 Meghana I, Hari PO, Bianca F, *et al.* Surgery, Anesthesia and Intensive Care Environment Induce Delirium-Like Behaviors and Impairment of Synaptic Function-Related Gene Expression in Aged Mice. *Front Aging Neurosci* 2020; **12**:542421.
- 33 Vasunilashorn SM, Lunardi N, Newman JC, *et al.* Preclinical and translational models for delirium: Recommendations for future research from the NIDUS delirium network. *Alzheimers Dement* 2023; **19**:2150–2174.
- 34 Casey CP, Lindroth H, Mohanty R, *et al.* Postoperative delirium is associated with increased plasma neurofilament light. *Brain* 2020; **143**:47–54.
- 35 Subramaniam B, Shankar P, Shaefi S, *et al.* Effect of intravenous acetaminophen vs placebo combined with propofol or dexmedetomidine on postoperative delirium among older patients following cardiac surgery: the DEXACET Randomized Clinical Trial. *JAMA* 2019; **321**:686–696.
- 36 Mevorach L, Forookhi A, Farcomeni A, *et al.* Perioperative risk factors associated with increased incidence of postoperative delirium: systematic review, meta-analysis, and Grading of Recommendations Assessment, Development, and Evaluation system report of clinical literature. *Br J Anaesth* 2022; **130**:e254–e262.
- 37 Nasreddine ZS, Phillips NA, Bedirian V, *et al.* The Montreal Cognitive Assessment, MoCA: a brief screening tool for mild cognitive impairment. *J Am Geriatr Soc* 2005; **53**:695–699.
- 38 Tsoi KK, Chan JY, Hirai HW, *et al.* Cognitive tests to detect dementia: a systematic review and meta-analysis. *JAMA Intern Med* 2015; **175**:1450–1458.
- 39 Mioshi E, Dawson K, Mitchell J, *et al.* The Addenbrooke's Cognitive Examination Revised (ACE-R): a brief cognitive test battery for dementia screening. *Int J Geriatr Psychiatry* 2006; **21**:1078–1085.
- 40 Hsieh S, Schubert S, Hoon C, *et al.* Validation of the Addenbrooke's Cognitive Examination III in frontotemporal dementia and Alzheimer's disease. *Dement Geriatr Cogn Disord* 2013; **36**:242–250.
- 41 Yang X, Li Z, Gao C, *et al.* Effect of dexmedetomidine on preventing agitation and delirium after microvascular free flap surgery: a randomized, double-blind, control study. *J Oral Maxillofac Surg* 2015; **73**:1065–1072.
- 42 Su X, Meng ZT, Wu XH, *et al.* Dexmedetomidine for prevention of delirium in elderly patients after noncardiac surgery: a randomised, double-blind, placebo-controlled trial. *Lancet* 2016; **388**:1893–1902.
- 43 Deiner S, Luo X, Lin HM, *et al.* Intraoperative infusion of dexmedetomidine for prevention of postoperative delirium and cognitive dysfunction in elderly patients undergoing major elective noncardiac surgery: a randomized clinical trial. *JAMA Surg* 2017; **152**:e171505.
- 44 Lee C, Lee CH, Lee G, *et al.* The effect of the timing and dose of dexmedetomidine on postoperative delirium in elderly patients after laparoscopic major noncardiac surgery: a double blind randomized controlled study. *J Clin Anesth* 2018; **47**:27–32.
- 45 Kim JA, Ahn HJ, Yang M, *et al.* Intraoperative use of dexmedetomidine for the prevention of emergence agitation and postoperative delirium in thoracic surgery: a randomized-controlled trial. *Can J Anaesth* 2019; **66**:371–379.
- 46 Sun Y, Jiang M, Ji Y, *et al.* Impact of postoperative dexmedetomidine infusion on incidence of delirium in elderly patients undergoing major elective noncardiac surgery: a randomized clinical trial. *Drug Des Devel Ther* 2019; **13**:2911–2922.
- 47 Shi H, Du X, Wu F, *et al.* Dexmedetomidine improves early postoperative neurocognitive disorder in elderly male patients undergoing thoracoscopic lobectomy. *Exp Ther Med* 2020; **20**:3868–3877.
- 48 Li CJ, Wang BJ, Mu DL, *et al.* Randomized clinical trial of intraoperative dexmedetomidine to prevent delirium in the elderly undergoing major noncardiac surgery. *Br J Surg* 2020; **107**:e123–e132.
- 49 Hu J, Zhu M, Gao Z, *et al.* Dexmedetomidine for prevention of postoperative delirium in older adults undergoing oesophagectomy with total intravenous anaesthesia: a double-blind, randomised clinical trial. *Eur J Anaesthesiol* 2021; **38** (Suppl 1):S9–S17.
- 50 Hong H, Zhang DZ, Li M, *et al.* Impact of dexmedetomidine supplemented analgesia on delirium in patients recovering from orthopedic surgery: a randomized controlled trial. *BMC Anesthesiol* 2021; **21**:223.
- 51 Li X, Yang J, Nie XL, *et al.* Impact of dexmedetomidine on the incidence of delirium in elderly patients after cardiac surgery: a randomized controlled trial. *PLoS One* 2017; **12**:e0170757.
- 52 Turan A, Duncan A, Leung S, *et al.*, DECADE Study Group. Dexmedetomidine for reduction of atrial fibrillation and delirium after cardiac surgery (DECADE): a randomised placebo-controlled trial. *Lancet* 2020; **396**:177–185.
- 53 Likhvantsev VV, Landoni G, Grebenchikov OA, *et al.* Perioperative dexmedetomidine supplement decreases delirium incidence after adult cardiac surgery: a randomized, double-blind, controlled study. *J Cardiothorac Vasc Anesth* 2021; **35**:449–457.
- 54 van Norden J, Spies CD, Borchers F, *et al.* The effect of peri-operative dexmedetomidine on the incidence of postoperative delirium in cardiac and noncardiac surgical patients: a randomised, double-blind placebo-controlled trial. *Anaesthesia* 2021; **76**:1342–1351.
- 55 Xin X, Chen J, Hua W, *et al.* Intraoperative dexmedetomidine for prevention of postoperative delirium in elderly patients with mild cognitive impairment. *Int J Geriatr Psychiatry* 2021; **36**:143–151.
- 56 Zhang W, Wang T, Wang G, *et al.* Effects of dexmedetomidine on postoperative delirium and expression of IL-1beta, IL-6, and TNF-alpha in elderly patients after hip fracture operation. *Front Pharmacol* 2020; **11**:678.
- 57 Djaiani G, Silverton N, Fedorko L, *et al.* Dexmedetomidine versus propofol sedation reduces delirium after cardiac surgery: a randomized controlled trial. *Anesthesiology* 2016; **124**:362–368.
- 58 Azeem TMA, Yosif NE, Alansary AM, *et al.* Dexmedetomidine vs morphine and midazolam in the prevention and treatment of delirium after adult cardiac surgery: a randomized, double-blinded clinical trial. *Saudi J Anaesth* 2018; **12**:190–197.
- 59 Momeni M, Khalifa C, Lemaire G, *et al.* Propofol plus low-dose dexmedetomidine infusion and postoperative delirium in older patients undergoing cardiac surgery. *Br J Anaesth* 2021; **126**:665–673.
- 60 Mei B, Meng G, Xu G, *et al.* Intraoperative sedation with dexmedetomidine is superior to propofol for elderly patients undergoing hip arthroplasty: a prospective randomized controlled study. *Clin J Pain* 2018; **34**:811–817.
- 61 Shokri H, Ali I. A randomized control trial comparing prophylactic dexmedetomidine versus clonidine on rates and duration of delirium in older adult patients undergoing coronary artery bypass grafting. *J Clin Anesth* 2020; **61**:109622.
- 62 Qin C, Jiang Y, Lin C, *et al.* Perioperative dexmedetomidine administration to prevent delirium in adults after noncardiac surgery: a systematic review and meta-analysis. *J Clin Anesth* 2021; **73**:110308.
- 63 Li P, Li LX, Zhao ZZ, *et al.* Dexmedetomidine reduces the incidence of postoperative delirium after cardiac surgery: a meta-analysis of randomized controlled trials. *BMC Anesthesiol* 2021; **21**:153.
- 64 Khan BA, Perkins AJ, Campbell NL, *et al.* Preventing postoperative delirium after major noncardiac thoracic surgery—a randomized clinical trial. *J Am Geriatr Soc* 2018; **66**:2289–2297.
- 65 Shi Y. Effects of melatonin on postoperative delirium after PCI in elderly patients: a randomized, single-center, double-blind, placebo-controlled trial. *Heart Surg Forum* 2021; **24**:E893–E897.
- 66 Jaiswal SJ, Vyas AD, Heisel AJ, *et al.* Ramelteon for prevention of postoperative delirium: a randomized controlled trial in patients undergoing elective pulmonary thromboendarterectomy. *Crit Care Med* 2019; **47**:1751–1758.
- 67 Artemiou P, Bily B, Bilecova-Rabajdova M, *et al.* Melatonin treatment in the prevention of postoperative delirium in cardiac surgery patients. *Kardiochir Torakochirurgia Pol* 2015; **12**:126–133.
- 68 Spies CD, Knaak C, Mertens M, *et al.* Physostigmine for prevention of postoperative delirium and long-term cognitive dysfunction in liver surgery: a double-blinded randomised controlled trial. *Eur J Anaesthesiol* 2021; **38**:943–956.
- 69 Khera T, Murugappan KR, Leibowitz A, *et al.* Ultrasound-guided pectoral intercostal fascial block for postoperative pain management in cardiac surgery: a prospective, randomized, placebo-controlled trial. *J Cardiothorac Vasc Anesth* 2021; **35**:896–903.
- 70 Xu XQ, Luo JZ, Li XY, *et al.* Effects of perioperative rosuvastatin on postoperative delirium in elderly patients: a randomized, double-blind, and placebo-controlled trial. *World J Clin Cases* 2021; **9**:5909–5920.
- 71 Oh CS, Lim HY, Jeon HJ, *et al.* Effect of deep neuromuscular blockade on serum cytokines and postoperative delirium in elderly patients undergoing total hip replacement: a prospective single-blind randomised controlled trial. *Eur J Anaesthesiol* 2021; **38** (Suppl 1):S58–S66.
- 72 Kluger MT, Skarin M, Collier J, *et al.* Steroids to reduce the impact on delirium (STRIDE): a double-blind, randomised, placebo-controlled feasibility trial of preoperative dexamethasone in people with hip fracture. *Anaesthesia* 2021; **76**:1031–1041.
- 73 Moslemi R, Khalili H, Mohammadi M, *et al.* Thiamine for prevention of postoperative delirium in patients undergoing gastrointestinal surgery: a randomized clinical trial. *J Res Pharm Pract* 2020; **9**:30–35.
- 74 Mohammadi M, Ahmadi M, Khalili H, *et al.* Cyproheptadine for the prevention of postoperative delirium: a pilot study. *Ann Pharmacother* 2016; **50**:180–187.
- 75 Li YN, Zhang Q, Yin CP, *et al.* Effects of nimodipine on postoperative delirium in elderly under general anesthesia: a prospective, randomized, controlled clinical trial. *Medicine (Baltimore)* 2017; **96**:e6849.
- 76 Mu DL, Zhang DZ, Wang DX, *et al.* Parecoxib supplementation to morphine analgesia decreases incidence of delirium in elderly patients after hip or knee replacement surgery: a randomized controlled trial. *Anesth Analg* 2017; **124**:1992–2000.

- 77 Leung JM, Sands LP, Chen N, et al., Perioperative Medicine Research Group. Perioperative gabapentin does not reduce postoperative delirium in older surgical patients: a randomized clinical trial. *Anesthesiology* 2017; **127**:633–644.
- 78 Clemmesen CG, Lunn TH, Kristensen MT, et al. Effect of a single preoperative 125 mg dose of methylprednisolone on postoperative delirium in hip fracture patients; a randomised, double-blind, placebo-controlled trial. *Anaesthesia* 2018; **73**:1353–1360.
- 79 Wang X, Wang Y, Hu Y, et al. Effect of flurbiprofen axetil on postoperative delirium for elderly patients. *Brain Behav* 2019; **9**:e01290.
- 80 Deng Y, Wang R, Li S, et al. Methylene blue reduces incidence of early postoperative cognitive disorders in elderly patients undergoing major noncardiac surgery: an open-label randomized controlled clinical trial. *J Clin Anesth* 2021; **68**:110108.
- 81 Unneby A, Svensson PO, Gustafson PY, et al. Complications with focus on delirium during hospital stay related to femoral nerve block compared to conventional pain management among patients with hip fracture - a randomised controlled trial. *Injury* 2020; **51**:1634–1641.
- 82 Jin L, Yao R, Heng L, et al. Ultrasound-guided continuous thoracic paravertebral block alleviates postoperative delirium in elderly patients undergoing esophagectomy: a randomized controlled trial. *Medicine (Baltimore)* 2020; **99**:e19896.
- 83 Hao J, Dong B, Zhang J, et al. Preemptive analgesia with continuous fascia iliaca compartment block reduces postoperative delirium in elderly patients with hip fracture. A randomized controlled trial. *Saudi Med J* 2019; **40**:901–906.
- 84 Xin X, Xin F, Chen X, et al. Hypertonic saline for prevention of delirium in geriatric patients who underwent hip surgery. *J Neuroinflammation* 2017; **14**:221.
- 85 Huang Q, Li Q, Qin F, et al. Repeated preoperative intranasal administration of insulin decreases the incidence of postoperative delirium in elderly patients undergoing laparoscopic radical gastrointestinal surgery: a randomized, placebo-controlled, double-blinded clinical study. *Am J Geriatr Psychiatry* 2021; **29**:1202–1211.
- 86 Mei X, Zheng HL, Li C, et al. The effects of propofol and sevoflurane on postoperative delirium in older patients: a randomized clinical trial study. *J Alzheimers Dis* 2020; **76**:1627–1636.
- 87 Avidan MS, Maybrier HR, Abdallah AB, et al., PODCAST Research Group. Intraoperative ketamine for prevention of postoperative delirium or pain after major surgery in older adults: an international, multicentre, double-blind, randomised clinical trial. *Lancet* 2017; **390**:267–275.
- 88 Tang L, Fang P, Fang Y, et al. Comparison of effects between combined lumbar-sacral plexus block plus general anesthesia and unilateral spinal anesthesia in elderly patients undergoing hip fracture surgery: a pilot randomized controlled trial. *Evid Based Complement Alternat Med* 2021; **2021**:6685497.
- 89 Brown CH, Edwards C, Lin C, et al. Spinal anesthesia with targeted sedation based on bispectral index values compared with general anesthesia with masked bispectral index values to reduce delirium: the SHARP Randomized Controlled Trial. *Anesthesiology* 2021; **135**:992–1003.
- 90 Li T, Li J, Yuan L, et al., RAGA Study Investigators. Effect of regional vs general anesthesia on incidence of postoperative delirium in older patients undergoing hip fracture surgery: the RAGA Randomized Trial. *JAMA* 2022; **327**:50–58.
- 91 Neuman MD, Feng R, Carson JL, et al., REGAIN Investigators. Spinal anesthesia or general anesthesia for hip surgery in older adults. *N Engl J Med* 2021; **385**:2025–2035.
- 92 Strike E, Arklina B, Stradins P, et al. Postoperative pain management strategies and delirium after transcatheter aortic valve replacement: a randomized controlled trial. *J Cardiothorac Vasc Anesth* 2019; **33**:1668–1672.
- 93 Vlisides PE, Thompson A, Kunkler BS, et al., PODCAST Research Group. Perioperative epidural use and risk of delirium in surgical patients: a secondary analysis of the PODCAST trial. *Anesth Analg* 2019; **128**:944–952.
- 94 Li YW, Li HJ, Li HJ, et al., Peking University Clinical Research Program Study Group. Delirium in older patients after combined epidural-general anesthesia or general anesthesia for major surgery: a randomized trial. *Anesthesiology* 2021; **135**:218–232.
- 95 Shin YH, Kim DK, Jeong HJ. Impact of surgical approach on postoperative delirium in elderly patients undergoing gastrectomy: laparoscopic versus open approaches. *Korean J Anesthesiol* 2015; **68**:379–385.
- 96 Szwed K, Pawliszak W, Szwed M, et al. Reducing delirium and cognitive dysfunction after off-pump coronary bypass: a randomized trial. *J Thorac Cardiovasc Surg* 2021; **161**:1275.e4–1282.e4.
- 97 Deeken F, Sanchez A, Rapp MA, et al., PAWEL Study Group. Outcomes of a delirium prevention program in older persons after elective surgery: a stepped-wedge cluster randomized clinical trial. *JAMA Surg* 2022; **157**:e216370.
- 98 Guo Y, Fan Y. A preoperative, nurse-led intervention program reduces acute postoperative delirium. *J Neurosci Nurs* 2016; **48**:229–235.
- 99 Hempenius L, Slaets JP, van Asselt D, et al. Outcomes of a geriatric liaison intervention to prevent the development of postoperative delirium in frail elderly cancer patients: report on a multicentre, randomized, controlled trial. *PLoS One* 2013; **8**:e64834.
- 100 Marcantonio ER, Flacker JM, Wright RJ, et al. Reducing delirium after hip fracture: a randomized trial. *J Am Geriatr Soc* 2001; **49**:516–522.
- 101 Olotu C, Ascone L, Wiede J, et al. The effect of delirium preventive measures on the occurrence of postoperative cognitive dysfunction in older adults undergoing cardiovascular surgery. The DelPOCD randomised controlled trial. *J Clin Anesth* 2022; **78**:110686.
- 102 Partridge JS, Harari D, Martin FC, et al. Randomized clinical trial of comprehensive geriatric assessment and optimization in vascular surgery. *Br J Surg* 2017; **104**:679–687.
- 103 Vidan M, Serra JA, Moreno C, et al. Efficacy of a comprehensive geriatric intervention in older patients hospitalized for hip fracture: a randomized, controlled trial. *J Am Geriatr Soc* 2005; **53**:1476–1482.
- 104 Wang YY, Yue JR, Xie DM, et al. Effect of the tailored, family-involved hospital elder life program on postoperative delirium and function in older adults: a randomized clinical trial. *JAMA Intern Med* 2020; **180**:17–25.
- 105 Fahimi K, Abbasi A, Zahedi M, et al. The effects of multimedia education on postoperative delirium in patients undergoing coronary artery bypass graft: a randomized clinical trial. *Nurs Crit Care* 2020; **25**:346–352.
- 106 Giraud K, Pontin M, Sharples LD, et al. Use of a structured mirrors intervention does not reduce delirium incidence but may improve factual memory encoding in cardiac surgical ICU patients aged over 70 years: a pilot time-cluster randomized controlled trial. *Front Aging Neurosci* 2016; **8**:228.
- 107 HIP ATTACK Investigators. Accelerated surgery versus standard care in hip fracture (HIP ATTACK): an international, randomised, controlled trial. *Lancet* 2020; **395**:698–708.
- 108 Jia Y, Jin G, Guo S, et al. Fast-track surgery decreases the incidence of postoperative delirium and other complications in elderly patients with colorectal carcinoma. *Langenbecks Arch Surg* 2014; **399**:77–84.
- 109 Kanova M, Tejkalova K, Neiser J, et al. Nicotine replacement therapy in surgical patients. *Neuro Endocrinol Lett* 2021; **42**:305–311.
- 110 Kudoh A, Katagai H, Takazawa T. Antidepressant treatment for chronic depressed patients should not be discontinued prior to anesthesia. *Can J Anaesth* 2002; **49**:132–136.
- 111 McCaffrey R. The effect of music on acute confusion in older adults after hip or knee surgery. *Appl Nurs Res* 2009; **22**:107–112.
- 112 O'Gara BP, Mueller A, Gasangwa DVI, et al. Prevention of early postoperative decline: a randomized, controlled feasibility trial of perioperative cognitive training. *Anesth Analg* 2020; **130**:586–595.
- 113 Xue X, Wang P, Wang J, et al. Preoperative individualized education intervention reduces delirium after cardiac surgery: a randomized controlled study. *J Thorac Dis* 2020; **12**:2188–2196.
- 114 Fazlollah A, Babatabar Darzi H, Heidarlan E, et al. The effect of foot reflexology massage on delirium and sleep quality following cardiac surgery: a randomized clinical trial. *Complement Ther Med* 2021; **60**:102738.
- 115 Vlisides PE, Das AR, Thompson AM, et al. Home-based cognitive prehabilitation in older surgical patients: a feasibility study. *J Neurosurg Anesthesiol* 2019; **31**:212–217.
- 116 Dalton A, Zafirova Z. Preoperative management of the geriatric patient: frailty and cognitive impairment assessment. *Anesthesiol Clin* 2018; **36**:599–614.
- 117 Lim BG, Lee IO. Anesthetic management of geriatric patients. *Korean J Anesthesiol* 2020; **73**:8–29.
- 118 Carli F, Baldini G. From preoperative assessment to preoperative optimization of frail older patients. *Eur J Surg Oncol* 2021; **47** (3 Pt A):519–523.
- 119 Carli F, Awasthi R, Gillis C, et al. Integrating prehabilitation in the preoperative clinic: a paradigm shift in perioperative care. *Anesth Analg* 2021; **132**:1494–1500.
- 120 van der Zanden V, Beishuizen SJ, Swart LM, et al. The effect of treatment of anemia with blood transfusion on delirium: a systematic review. *J Am Geriatr Soc* 2017; **65**:728–737.
- 121 Olofsson B, Stenvall M, Lundstrom M, et al. Malnutrition in hip fracture patients: an intervention study. *J Clin Nurs* 2007; **16**:2027–2038.
- 122 Siddiqi N, Harrison JK, Clegg A, et al. Interventions for preventing delirium in hospitalised non-ICU patients. *Cochrane Database Syst Rev* 2016; **3**:CD005563.
- 123 Berian JR, Rosenthal RA, Baker TL, et al. Hospital standards to promote optimal surgical care of the older adult: a report from the coalition for quality in geriatric surgery. *Ann Surg* 2018; **267**:280–290.
- 124 Oh ST, Park JY. Postoperative delirium. *Korean J Anesthesiol* 2019; **72**:4–12.
- 125 Enomoto K, Kosaka S, Kimura T, et al. Prevention of postoperative delirium after cardiovascular surgery: a team-based approach. *J Thorac Cardiovasc Surg* 2023; **165**:1873.e2–1881.e2.

- 126 Sockalingam S, Tehrani H, Kacikanis A, *et al.* Determining the need for team-based training in delirium management: a needs assessment of surgical healthcare professionals. *J Interprof Care* 2015; **29**:649–651.
- 127 Sterne JAC, Savovic J, Page MJ, *et al.* RoB 2: a revised tool for assessing risk of bias in randomised trials. *BMJ* 2019; **366**:i4898.
- 128 Guo Y, Sun L, Li L, *et al.* Impact of multicomponent, nonpharmacologic interventions on perioperative cortisol and melatonin levels and postoperative delirium in elderly oral cancer patients. *Arch Gerontol Geriatr* 2016; **62**:112–117.
- 129 Chan MT, Cheng BC, Lee TM, *et al.*, CODA Trial Group. BIS-guided anesthesia decreases postoperative delirium and cognitive decline. *J Neurosurg Anesthesiol* 2013; **25**:33–42.
- 130 Radtke FM, Franck M, Lendner J, *et al.* Monitoring depth of anaesthesia in a randomized trial decreases the rate of postoperative delirium but not postoperative cognitive dysfunction. *Br J Anaesth* 2013; **110** (Suppl 1): i98–i105.
- 131 Whitlock EL, Torres BA, Lin N, *et al.* Postoperative delirium in a substudy of cardiothoracic surgical patients in the BAG-RECALL clinical trial. *Anesth Analg* 2014; **118**:809–817.
- 132 Zhou Y, Li Y, Wang K. Bispectral Index monitoring during anesthesia promotes early postoperative recovery of cognitive function and reduces acute delirium in elderly patients with colon carcinoma: a prospective controlled study using the Attention Network Test. *Med Sci Monit* 2018; **24**:7785–7793.
- 133 Wildes TS, Mickle AM, Ben Abdallah A, *et al.*, ENGAGES Research Group. Effect of electroencephalography-guided anesthetic administration on postoperative delirium among older adults undergoing major surgery: the ENGAGES Randomized Clinical Trial. *JAMA* 2019; **321**:473–483.
- 134 Tang CJ, Jin Z, Sands LP, *et al.* ADAPT-2: a randomized clinical trial to reduce intraoperative EEG suppression in older surgical patients undergoing major noncardiac surgery. *Anesth Analg* 2020; **131**:1228–1236.
- 135 Wang E, Wang L, Ye C, *et al.* Effect of electroencephalography spectral edge frequency (SEF) and Patient State Index (PSI)-guided propofol-remifentanyl anesthesia on delirium after laparoscopic surgery: the eMODIPOD Randomized Controlled Trial. *J Neurosurg Anesthesiol* 2022; **34**:183–192.
- 136 Cota AM, Tiglis M, Cobilinski C, *et al.* The impact of monitoring depth of anesthesia and nociception on postoperative cognitive function in adult multiple trauma patients. *Medicina (Kaunas)* 2021; **57**:408.
- 137 Kunst G, Gauge N, Salaunkey K, *et al.* Intraoperative optimization of both depth of anesthesia and cerebral oxygenation in elderly patients undergoing coronary artery bypass graft surgery—a randomized controlled pilot trial. *J Cardiothorac Vasc Anesth* 2020; **34**:1172–1181.
- 138 Sponholz C, Schuirth C, Koenig L, *et al.* Intraoperative reduction of vasopressors using processed electroencephalographic monitoring in patients undergoing elective cardiac surgery: a randomized clinical trial. *J Clin Monit Comput* 2020; **34**:71–80.
- 139 Xu N, Li LX, Wang TL, *et al.* Processed multiparameter electroencephalogram-guided general anesthesia management can reduce postoperative delirium following carotid endarterectomy: a randomized clinical trial. *Front Neurol* 2021; **12**:666814.
- 140 Soehle M, Dittmann A, Ellerkmann RK, *et al.* Intraoperative burst suppression is associated with postoperative delirium following cardiac surgery: a prospective, observational study. *BMC Anesthesiol* 2015; **15**:61.
- 141 Fritz BA, Kalarickal PL, Maybrier HR, *et al.* Intraoperative electroencephalogram suppression predicts postoperative delirium. *Anesth Analg* 2016; **122**:234–242.
- 142 Fritz BA, Maybrier HR, Avidan MS. Intraoperative electroencephalogram suppression at lower volatile anaesthetic concentrations predicts postoperative delirium occurring in the intensive care unit. *Br J Anaesth* 2018; **121**:241–248.
- 143 Pedemonte JC, Plummer GS, Chamadia S, *et al.* Electroencephalogram burst-suppression during cardiopulmonary bypass in elderly patients mediates postoperative delirium. *Anesthesiology* 2020; **133**:280–292.
- 144 Fritz BA, King CR, Ben Abdallah A, *et al.*, ENGAGES Research Group. Preoperative cognitive abnormality, intraoperative electroencephalogram suppression, and postoperative delirium: a mediation analysis. *Anesthesiology* 2020; **132**:1458–1468.
- 145 Cooter Wright M, Bunning T, Eleswarpu SS, *et al.* A processed electroencephalogram-based Brain Anesthetic Resistance Index is associated with postoperative delirium in older adults: a dual center study. *Anesth Analg* 2022; **134**:149–158.
- 146 Acker L, Ha C, Zhou J, *et al.* Electroencephalogram-based complexity measures as predictors of postoperative neurocognitive dysfunction. *Front Syst Neurosci* 2021; **15**:718769.
- 147 Koch S, Windmann V, Chakravarty S, *et al.*, BioCog Study Group. Perioperative electroencephalogram spectral dynamics related to postoperative delirium in older patients. *Anesth Analg* 2021; **133**:1598–1607.
- 148 Tanabe S, Mohanty R, Lindroth H, *et al.* Cohort study into the neural correlates of postoperative delirium: the role of connectivity and slow-wave activity. *Br J Anaesth* 2020; **125**:55–66.
- 149 Gutierrez R, Egana JI, Saez I, *et al.* Intraoperative low alpha power in the electroencephalogram is associated with postoperative subsyndromal delirium. *Front Syst Neurosci* 2019; **13**:56.
- 150 Purdon PL, Pavone KJ, Akeju O, *et al.* The ageing brain: age-dependent changes in the electroencephalogram during propofol and sevoflurane general anaesthesia. *Br J Anaesth* 2015; **115** (Suppl 1):i46–i57.
- 151 Ching S, Cimenser A, Purdon PL, *et al.* Thalamocortical model for a propofol-induced alpha-rhythm associated with loss of consciousness. *Proc Natl Acad Sci U S A* 2010; **107**:22665–22670.
- 152 Schultz A, Grouven U, Zander I, *et al.* Age-related effects in the EEG during propofol anaesthesia. *Acta Anaesthesiol Scand* 2004; **48**:27–34.
- 153 Koch S, Feinkohl I, Chakravarty S, *et al.* Cognitive impairment is associated with absolute intraoperative frontal alpha-band power but not with baseline alpha-band power: a pilot study. *Dement Geriatr Cogn Disord* 2019; **48**:83–92.
- 154 Giattino CM, Gardner JE, Sbahi FM, *et al.*, MADCO-PC Investigators. Intraoperative frontal alpha-band power correlates with preoperative neurocognitive function in older adults. *Front Syst Neurosci* 2017; **11**:24.
- 155 Liu X, Nakano M, Yamaguchi A, *et al.* The association of bispectral index values and metrics of cerebral perfusion during cardiopulmonary bypass. *J Clin Anesth* 2021; **74**:110395.
- 156 Windmann V, Spies C, Brown EN, *et al.*, BioCog Study Group. Influence of midazolam premedication on intraoperative EEG signatures in elderly patients. *Clin Neurophysiol* 2019; **130**:1673–1681.
- 157 Gaskell AL, Hight DF, Winders J, *et al.* Frontal alpha-delta EEG does not preclude volitional response during anaesthesia: prospective cohort study of the isolated forearm technique. *Br J Anaesth* 2017; **119**:664–673.
- 158 Haynes MS, Alder KD, Toombs C, *et al.* Predictors and Sequelae of Postoperative Delirium in a Geriatric Patient Population With Hip Fracture. *J Am Acad Orthop Surg Glob Res Rev* 2021; **5**:e20.00221.
- 159 Bai J, Liang Y, Zhang P, *et al.* Association between postoperative delirium and mortality in elderly patients undergoing hip fractures surgery: a meta-analysis. *Osteoporos Int* 2020; **31**:317–326.
- 160 Cartei A, Mossello E, Ceccofiglio A, *et al.* Independent, differential effects of delirium on disability and mortality risk after hip fracture. *J Am Med Dir Assoc* 2022; **23**:654–659.
- 161 Hindiskere S, Kim HS, Han I. Postoperative delirium in patients undergoing surgery for bone metastases. *Medicine (Baltimore)* 2020; **99**:e20159.
- 162 Ishibashi H, Wakejima R, Asakawa A, *et al.* Postoperative delirium in lung cancer anatomical resection-analysis of risk factors and prognosis. *World J Surg* 2022; **46**:1196–1206.
- 163 Kim JY, Yoo JH, Kim E, *et al.* Risk factors and clinical outcomes of delirium in osteoporotic hip fractures. *J Orthop Surg (Hong Kong)* 2017; **25**:2309499017739485.
- 164 Morshed RA, Young JS, Safaei M, *et al.* Delirium risk factors and associated outcomes in a neurosurgical cohort: a case-control study. *World Neurosurg* 2019; **126**:e930–e936.
- 165 Oberai T, Woodman R, Laver K, *et al.* Is delirium associated with negative outcomes in older patients with hip fracture: analysis of the 4904 patients 2017–2018 from the Australian and New Zealand Hip Fracture Registry. *ANZ J Surg* 2022; **92**:200–205.
- 166 Paixao L, Sun H, Hogan J, *et al.* ICU delirium burden predicts functional neurologic outcomes. *PLoS One* 2021; **16**:e0259840.
- 167 Park EA, Kim MY. Postoperative delirium is associated with negative outcomes and long-term mortality in elderly Koreans: a retrospective observational study. *Medicina (Kaunas)* 2019; **55**:618.
- 168 Raats JW, Steunenbergh SL, Crolla RM J, *et al.* Postoperative delirium in elderly after elective and acute colorectal surgery: a prospective cohort study. *Int J Surg* 2015; **18**:216–219.
- 169 Shi Z, Mei X, Li C, *et al.* Postoperative delirium is associated with long-term decline in activities of daily living. *Anesthesiology* 2019; **131**:492–500.
- 170 Bagiński M, Kleczynski P, Dziewierz A, *et al.* Incidence of postoperative delirium and its impact on outcomes after transcatheter aortic valve implantation. *Am J Cardiol* 2017; **120**:1187–1192.
- 171 Goudzwaard JA, de Ronde-Tillmans M, de Jager TAJ, *et al.* Incidence, determinants and consequences of delirium in older patients after transcatheter aortic valve implantation. *Age Ageing* 2020; **49**: 389–394.
- 172 Huded CP, Huded JM, Sweis RN, *et al.* The impact of delirium on healthcare utilization and survival after transcatheter aortic valve replacement. *Catheter Cardiovasc Interv* 2017; **89**:1286–1291.
- 173 Sugimura Y, Sipahi NF, Mehdiani A, *et al.* Risk and consequences of postoperative delirium in cardiac surgery. *Thorac Cardiovasc Surg* 2020; **68**:417–424.

- 174 Zywiel MG, Hurley RT, Perruccio AV, *et al.* Health economic implications of perioperative delirium in older patients after surgery for a fragility hip fracture. *J Bone Joint Surg Am* 2015; **97**:829–836.
- 175 Brown CHT, Laflam A, Max L, *et al.* The impact of delirium after cardiac surgical procedures on postoperative resource use. *Ann Thorac Surg* 2016; **101**:1663–1669.
- 176 Dubiel C, Hiebert BM, Stammers AN, *et al.* Delirium definition influences prediction of functional survival in patients one-year postcardiac surgery. *J Thorac Cardiovasc Surg* 2022; **163**:725–734.
- 177 Jones D, Matalanis G, Martensson J, *et al.* Predictors and outcomes of cardiac surgery-associated delirium. A single centre retrospective cohort study. *Heart Lung Circ* 2019; **28**:455–463.
- 178 Ogawa M, Izawa KP, Satomi-Kobayashi S, *et al.* Impact of delirium on postoperative frailty and long term cardiovascular events after cardiac surgery. *PLoS One* 2017; **12**:e0190359.
- 179 Sanson G, Khlopenyuk Y, Milocco S, *et al.* Delirium after cardiac surgery: incidence, phenotypes, predisposing and precipitating risk factors, and effects. *Heart Lung* 2018; **47**:408–417.
- 180 Aziz KT, Best MJ, Naseer Z, *et al.* The association of delirium with perioperative complications in primary elective total hip arthroplasty. *Clin Orthop Surg* 2018; **10**:286–291.
- 181 Cristelo D, Ferreira MN, Castro JSE, *et al.* Quality of recovery in elderly patients with postoperative delirium. *Saudi J Anaesth* 2019; **13**:285–289.
- 182 Elsamadicy AA, Wang TY, Back AG, *et al.* Postoperative delirium is an independent predictor of 30-day hospital readmission after spine surgery in the elderly (>=65years old): a study of 453 consecutive elderly spine surgery patients. *J Clin Neurosci* 2017; **41**:128–131.
- 183 Fiest KM, Soo A, Hee Lee C, *et al.* Long-term outcomes in ICU patients with delirium: a population-based cohort study. *Am J Respir Crit Care Med* 2021; **204**:412–420.
- 184 Gleason LJ, Schmitt EM, Kosar CM, *et al.* Effect of delirium and other major complications on outcomes after elective surgery in older adults. *JAMA Surg* 2015; **150**:1134–1140.
- 185 Iamaroon A, Wongviriyawong T, Sura-Arunsumrit P, *et al.* Incidence of and risk factors for postoperative delirium in older adult patients undergoing noncardiac surgery: a prospective study. *BMC Geriatr* 2020; **20**:40.
- 186 Kirfel A, Menzenbach J, Guttenthaler V, *et al.* Postoperative delirium after cardiac surgery of elderly patients as an independent risk factor for prolonged length of stay in intensive care unit and in hospital. *Aging Clin Exp Res* 2021; **33**:3047–3056.
- 187 Robinson TN, Kovar A, Carmichael H, *et al.* Postoperative delirium is associated with decreased recovery of ambulation one-month after surgery. *Am J Surg* 2021; **221**:856–861.
- 188 Wiinholdt D, Eriksen SAN, Harms LB, *et al.* Inadequate emergence after noncardiac surgery—a prospective observational study in 1000 patients. *Acta Anaesthesiol Scand* 2019; **63**:1137–1142.
- 189 Yang Q, Wang J, Huang X, *et al.* Incidence and risk factors associated with postoperative delirium following primary elective total hip arthroplasty: a retrospective nationwide inpatient sample database study. *BMC Psychiatry* 2020; **20**:343.
- 190 Potter BJ, Thompson C, Green P, *et al.* Incremental cost and length of stay associated with postprocedure delirium in transcatheter and surgical aortic valve replacement patients in the United States. *Catheter Cardiovasc Interv* 2019; **93**:1132–1136.
- 191 Austin CA, O’Gorman T, Stern E, *et al.* Association between postoperative delirium and long-term cognitive function after major nonemergent surgery. *JAMA surgery* 2019; **154**:328–334.
- 192 de Jong L, van Rijckevorsel V, Raats JW, *et al.* Delirium after hip hemiarthroplasty for proximal femoral fractures in elderly patients: risk factors and clinical outcomes. *Clin Interv Aging* 2019; **14**:427–435.
- 193 French J, Weber T, Ge B, *et al.* Postoperative delirium in patients after brain tumor surgery. *World Neurosurg* 2021; **155**:e472–e479.
- 194 Marquetand J, Gehrke S, Bode L, *et al.* Delirium in trauma patients: a 1-year prospective cohort study of 2026 patients. *Eur J Trauma Emerg Surg* 2022; **48**:1017–1024.
- 195 Neufeld KJ, Leoutsakos JM, Oh E, *et al.* Long-term outcomes of older adults with and without delirium immediately after recovery from general anesthesia for surgery. *Am J Geriatr Psychiatry* 2015; **23**:1067–1074.
- 196 Ottens TH, Sommer IEC, Begemann MJ, *et al.* Hallucinations after cardiac surgery: a prospective observational study. *Medicina (Kaunas)* 2020; **56**:104.
- 197 Eriksson K, Wikstrom L, Arestedt K, *et al.* Numeric rating scale: patients’ perceptions of its use in postoperative pain assessments. *Appl Nurs Res* 2014; **27**:41–46.
- 198 Myles PS, Myles DB, Gallagher W, *et al.* Measuring acute postoperative pain using the visual analog scale: the minimal clinically important difference and patient acceptable symptom state. *Br J Anaesth* 2017; **118**:424–429.
- 199 Wandrey JD, Behnel N, Weidner E, *et al.* Behaviour-based pain scales: validity and interrater reliability of BPS-NI and PAINAD-G on general wards. *Eur J Pain* 2022; **27**:201–211.
- 200 Richards KC, O’Sullivan PS, Phillips RL. Measurement of sleep in critically ill patients. *J Nurs Meas* 2000; **8**:131–144.
- 201 Gustad LT, Chaboyer W, Wallis M. Performance of the Faces Anxiety Scale in patients transferred from the ICU. *Crit Care Nurs* 2005; **21**:355–360.
- 202 Sessler CN, Gosnell MS, Grap MJ, *et al.* The Richmond Agitation-Sedation Scale: validity and reliability in adult intensive care unit patients. *Am J Resp Crit Care Med* 2002; **166**:1338–1344.
- 203 Spies CD, Dubisz N, Neumann T, *et al.* Therapy of alcohol withdrawal syndrome in intensive care unit patients following trauma: results of a prospective, randomized trial. *Critical care medicine* 1996; **24**:414–422.
- 204 Heymann A, Radtke F, Schiemann A, *et al.* Delayed treatment of delirium increases mortality rate in intensive care unit patients. *J Int Med Res* 2010; **38**:1584–1595.
- 205 Ungur AL, Neumann T, Borchers F, *et al.* Perioperative management of alcohol withdrawal syndrome. *Visc Med* 2020; **36**:160–166.
- 206 Fukata S, Kawabata Y, Fujishiro K, *et al.* Haloperidol prophylaxis for preventing aggravation of postoperative delirium in elderly patients: a randomized, open-label prospective trial. *Surgery today* 2017; **47**:815–826.
- 207 Shen YZ, Peng K, Zhang J, *et al.* Effects of haloperidol on delirium in adult patients: a systematic review and meta-analysis. *Med Princ Pract* 2018; **27**:250–259.
- 208 Kalisvaart KJ, de Jonghe JF, Bogaards MJ, *et al.* Haloperidol prophylaxis for elderly hip-surgery patients at risk for delirium: a randomized placebo-controlled study. *J Am Geriatr Soc* 2005; **53**:1658–1666.
- 209 Hakim SM, Othman AI, Naoum DO. Early treatment with risperidone for subsyndromal delirium after on-pump cardiac surgery in the elderly: a randomized trial. *Anesthesiology* 2012; **116**:987–997.
- 210 Neufeld KJ, Yue J, Robinson TN, *et al.* Antipsychotic medication for prevention and treatment of delirium in hospitalized adults: a systematic review and meta-analysis. *J Am Geriatr Soc* 2016; **64**:705–714.
- 211 Atalan N, Efe Sevim M, Akgun S, *et al.* Morphine is a reasonable alternative to haloperidol in the treatment of postoperative hyperactive-type delirium after cardiac surgery. *J Cardiothorac Vasc Anesth* 2013; **27**:933–938.
- 212 Fukata S, Kawabata Y, Fujisiro K, *et al.* Haloperidol prophylaxis does not prevent postoperative delirium in elderly patients: a randomized, open-label prospective trial. *Surg Today* 2014; **44**:2305–2313.
- 213 Wang W, Li HL, Wang DX, *et al.* Haloperidol prophylaxis decreases delirium incidence in elderly patients after noncardiac surgery: a randomized controlled trial*. *Crit Care Med* 2012; **40**:731–739.
- 214 Wilson JE, Mart MF, Cunningham C, *et al.* Delirium. *Nat Rev Dis Primers* 2020; **6**:90.
- 215 Yapici N, Coruh T, Kehlibar T, *et al.* Dexmedetomidine in cardiac surgery patients who fail extubation and present with a delirium state. *Heart Surg Forum* 2011; **14**:E93–E98.
- 216 Pieri M, De Simone A, Rose S, *et al.* Trials focusing on prevention and treatment of delirium after cardiac surgery: a systematic review of randomized evidence. *J Cardiothorac Vasc Anesth* 2020; **34**:1641–1654.
- 217 Shehabi Y, Howe BD, Bellomo R, *et al.* ANZICS Clinical Trials Group and the SPICE III Investigators. Early sedation with dexmedetomidine in critically ill patients. *N Engl J Med* 2019; **380**:2506–2517.
- 218 Aggarwal J, Lustrino J, Stephens J, *et al.* Cost-minimization analysis of dexmedetomidine compared to other sedatives for short-term sedation during mechanical ventilation in the United States. *Clinicoecon Outcomes Res* 2020; **12**:389–397.
- 219 Oh ES, Leoutsakos JM, Rosenberg PB, *et al.* Effects of ramelteon on the prevention of postoperative delirium in older patients undergoing orthopedic surgery: the RECOVER Randomized Controlled Trial. *Am J Geriatr Psychiatry* 2021; **29**:90–100.
- 220 Javaherforoosh Zadeh F, Janatmakan F, Shafaebejistan E, *et al.* Effect of melatonin on delirium after on-pump coronary artery bypass graft surgery: a randomized clinical trial. *Iran J Med Sci* 2021; **46**:120–127.
- 221 Gupta A, Joshi P, Bhattacharya G, *et al.* Is there evidence for using anticonvulsants in the prevention and/or treatment of delirium among older adults? *Int Psychogeriatr* 2022; **34**:889–903.
- 222 SNOMED International. Available at: <https://www.snomed.org/>. [Accessed 9 February 2023]
- 223 eurostat. Ageing europe looking at the lives of older people in the EU. Available at: [https://ec.europa.eu/eurostat/documents/3217](https://ec.europa.eu/eurostat/documents/3217494/10166544/KS-02-19%20E2%80%91681-EN-N.pdf/c701972f-6b4e-b432-57d2-91898ca94893)